



World Food
Programme

SAVING
LIVES

CHANGING
LIVES

Angola

Annual Country Report 2024

Country Strategic Plan
2020 - 2025

Table of contents

Overview	3
Operational context	8
Country office story	11
Programme performance	13
Strategic outcome 01	13
Strategic outcome 02	16
Strategic outcome 03	19
Cross-cutting results	21
Gender equality and women's empowerment	21
Protection and accountability to affected people	23
Environmental sustainability	25
Nutrition integration	27
Partnerships	29
Financial Overview	31
Data Notes	34
Annex	41
Reporting on beneficiary information in WFP's annual country reports	41
Figures and Indicators	42
Beneficiaries by Sex and Age Group	42
Beneficiaries by Residence Status	42
Beneficiaries by Programme Area	42
Annual Food Transfer (mt)	43
Annual Cash Based Transfer and Commodity Voucher (USD)	43
Strategic Outcome and Output Results	44
Cross-cutting Indicators	54

Overview

Under its Interim Country Strategic Plan (2020-2025), WFP strengthened government institutions and systems to advance food security and nutrition while implementing programmes to address root causes and meet the immediate needs of shock-affected populations. Strategic partnerships with the Government of Angola, United Nations agencies, non-governmental organisations, academia, and the private sector, alongside strong donor support, were essential to WFP's operations.

Angola faced an unprecedented drought, exacerbated by the El Niño event, global food crises, inflation, and currency depreciation, which deepened food insecurity and malnutrition, particularly in the southern and eastern regions. In response, WFP prioritised assistance to reach those most vulnerable.

WFP reached 75,200 people, 55 percent of whom were women and girls. However, severe funding constraints and delayed contributions led to a 53 percent reduction in assistance in 2024. To sustain operations, WFP relied heavily on carryover funds from 2023 and multilateral allocations.

Using a lifecycle approach to tackle malnutrition and improve nutrition outcomes among people at risk, WFP reached 48,000 children and pregnant and breastfeeding women and girls. In drought-affected provinces, WFP provided commodity vouchers to 31,000 household members of children with acute malnutrition, improving food security and treatment outcomes. Monitoring data showed an 89 percent recovery rate—well above the SPHERE standard of 75 percent.

WFP provided unconditional food assistance to 5,600 refugees from the Democratic Republic of the Congo residing in the Lóvua settlement. Due to funding constraints, WFP continued distributing reduced rations. WFP also expanded resilience and livelihood support with the United Nations High Commissioner for Refugees (UNHCR) and local authorities, reaching 1,200 refugees and host community members with conditional food assistance, training, and start-up equipment. These efforts reduced refugee dependence on humanitarian aid, enhanced self-reliance, and promoted social cohesion. Thanks to the increase in food production and availability for households participating in WFP's resilience activities, there was a significant improvement in food security indicators.

WFP contributed to long-term development by investing in its changing lives agenda and reinforcing its role as a key partner to the Government of Angola. In line with WFP's Social Protection Strategy, WFP leveraged its comparative advantages in capacity strengthening, policy support, and technical assistance.

In coordination with partners, WFP supported the Government in carrying out the post-harvest food security and nutrition assessment to inform decision-making, the El Niño response, and long-term policies and programmes. Technical and financial assistance was provided to revise the Second National Strategy for Food Security and Nutrition and strengthen the National Council for Food Security and Nutrition —key tools for advancing food security and nutrition goals.

WFP provided technical support, evidence and expertise in the redesign of the national school feeding programme, which will be crucial to transitioning to a sustainable, home-grown school feeding model.

Additionally, WFP helped the Ministry of Health strengthen governance, leadership, and management of the National Nutrition Programme. Together with partners, WFP contributed to the development of the national food fortification strategy. WFP assisted the Government of Angola in joining the Global Alliance against Hunger and Poverty.

Leveraging its supply chain expertise and extensive capacity, WFP provided efficient, high-quality supply services to the Government of Angola and partners, delivering life-saving medical supplies to remote areas and strengthening the resilience and efficiency of the national health system.

WFP upheld the principles of 'leaving no one behind' and 'do no harm,' strengthening protection and accountability measures to address and integrate the unique needs of women, girls, and other at-risk groups in programme design, implementation, and monitoring.

WFP integrated nutrition-sensitive programming to address both immediate and underlying causes of poor diets and malnutrition, reaching 126,500 people with social and behaviour change communication on infant and young child feeding, dietary diversification, maternal and child nutrition, and water, sanitation, and hygiene practices.

WFP incorporated environmental and social sustainability into agreements with its cooperating partner and trained staff to implement environmental safeguards and minimise risks to both the environment and the people it serves.

WFP completed a decentralised evaluation of its technical assistance and refugee support activities from 2017 to 2022. The findings highlighted strong alignment with Sustainable Development Goals (SDGs) 2 (Zero Hunger) and 17

(Partnerships for the Goals), the National Development Plan (2023-2027), and related policies. The evaluation emphasised the effectiveness of WFP's food security interventions and adaptive strategies to address the needs of people at risk. The insights will inform the design of the next Country Strategic Plan (CSP), enhancing the effectiveness and impact of WFP's future operations.

WFP's ICSP in Angola was extended until June 2025. While the strategic direction was maintained, this extension will allow a smooth transition to a second-generation CSP and alignment with national development priorities.

75,231

Total beneficiaries in 2024



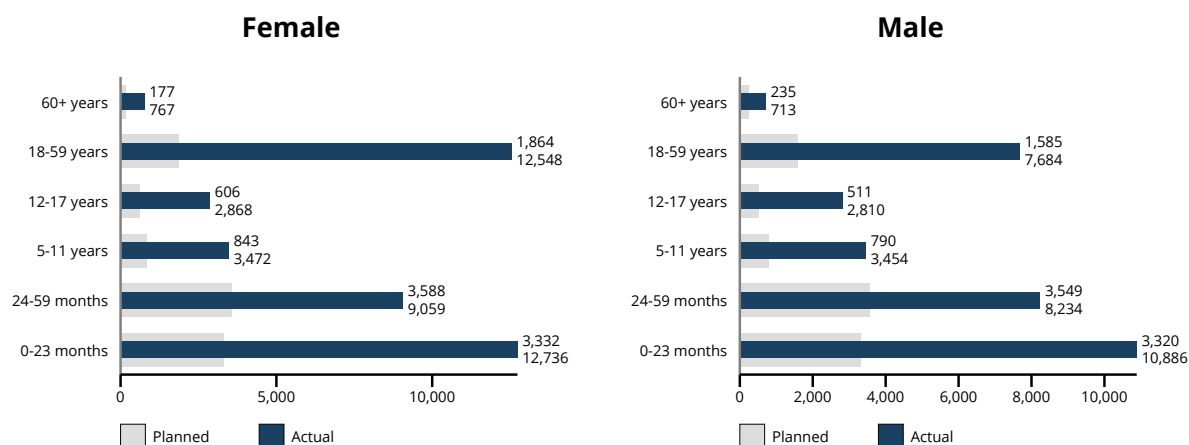
55% female



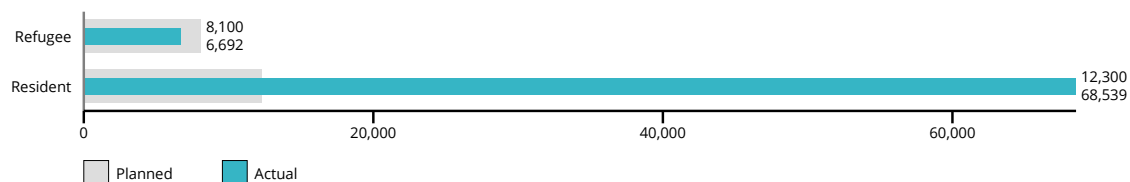
45% male

Estimated number of persons with disabilities: 54 (52% Female, 48% Male)

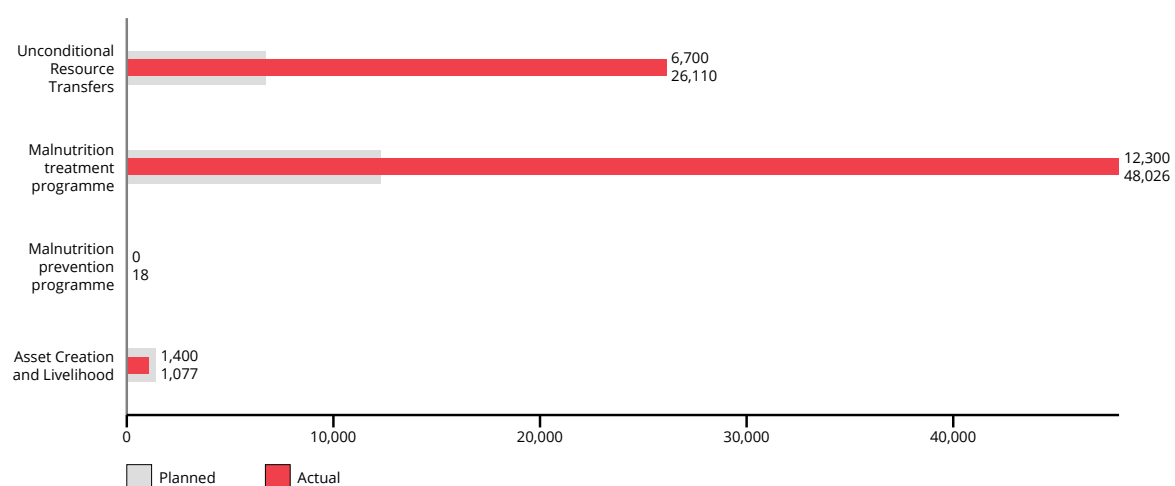
Beneficiaries by Sex and Age Group



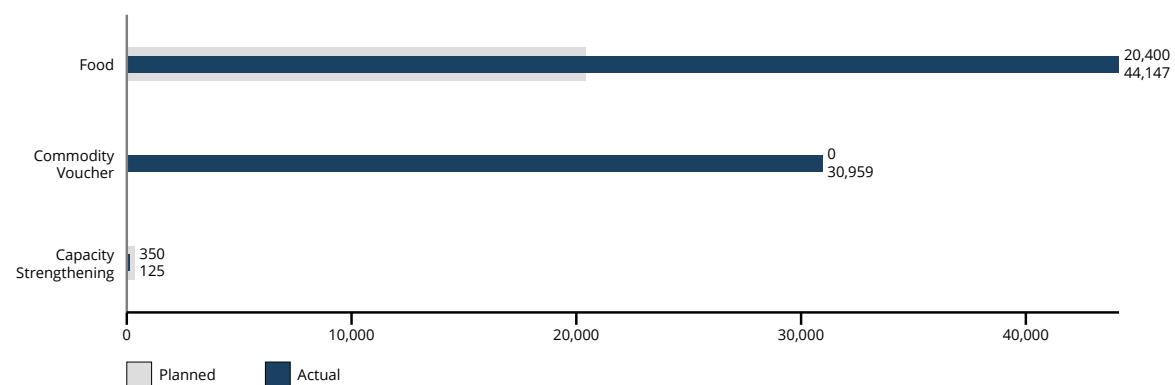
Beneficiaries by Residence Status



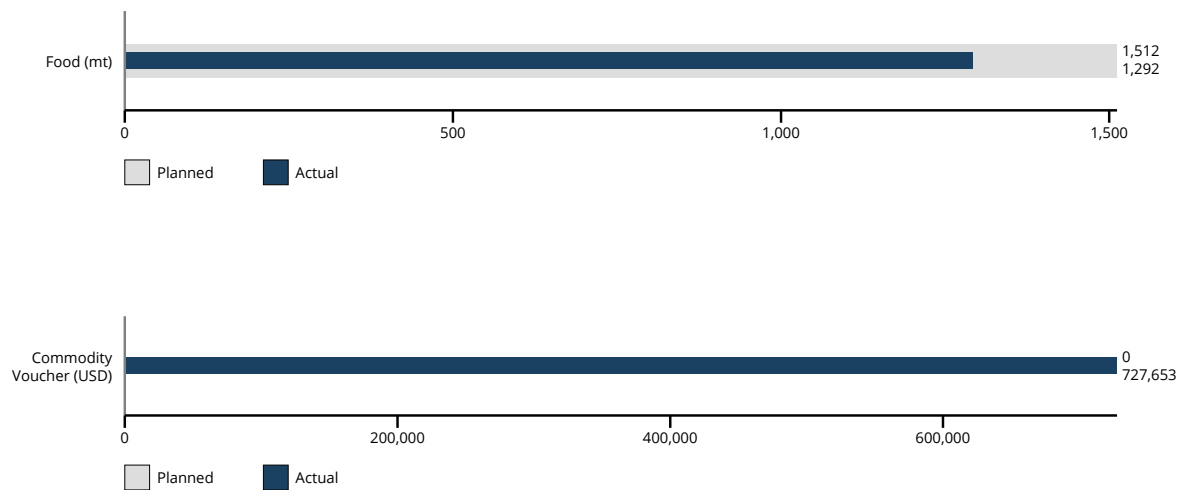
Beneficiaries by Programme Area



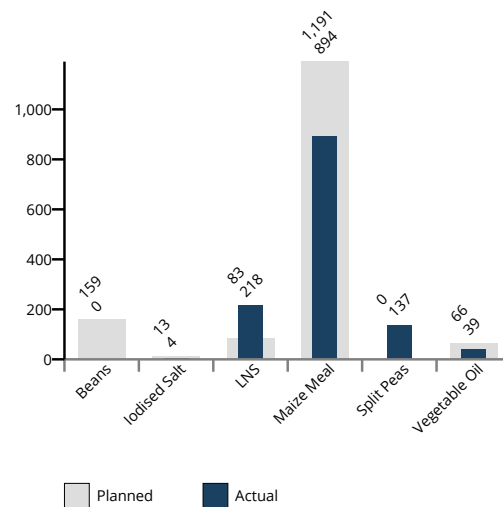
Beneficiaries by Modality



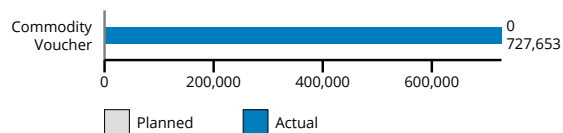
Total Transfers by Modality



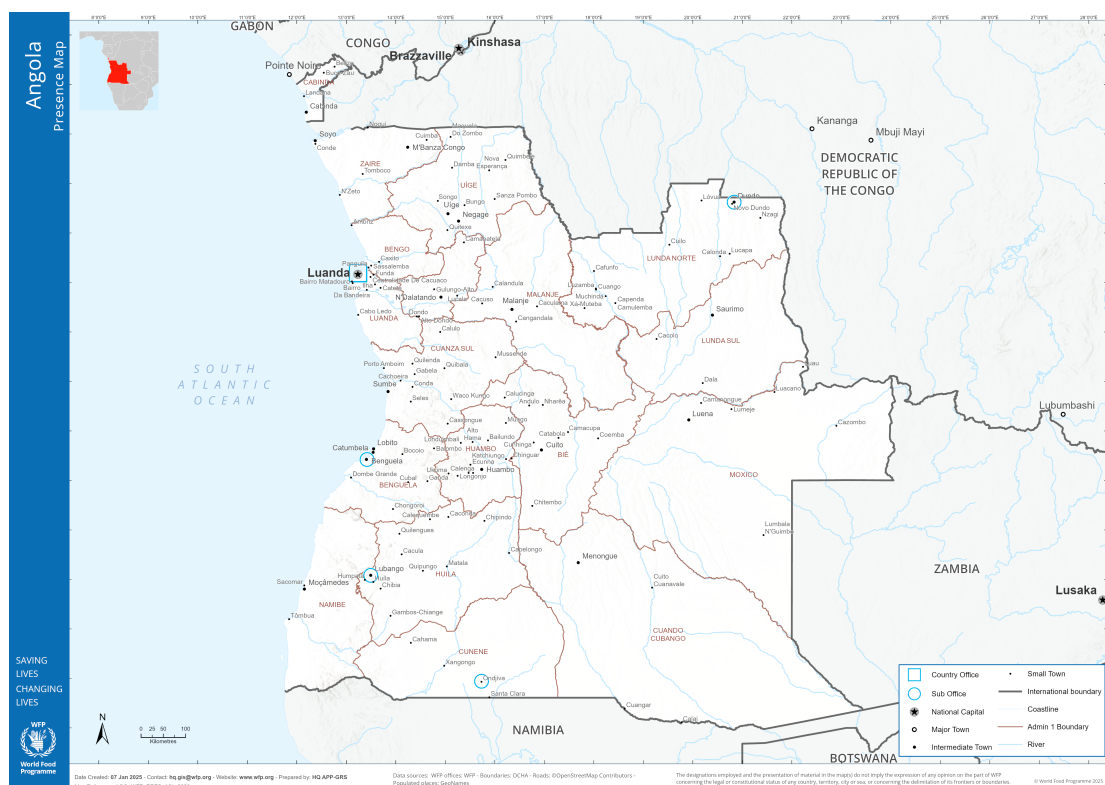
Annual Food Transfer (mt)



Annual Cash Based Transfer and Commodity Voucher (USD)



Operational context



Angola, a lower-middle-income and food-deficit country in southwestern Africa, has a population of 35.1 million [1]. In 2024, the real gross domestic product (GDP) grew by close to 4 percent, driven by oil production, marking its strongest expansion since 2014 [2],[3]. However, high global food prices, currency depreciation, and rising fuel costs led to an inflation rate of around 28 percent [4]. Public spending on social sectors remained limited, hindering access to health and education, while the increased cost of living further strained household purchasing power, particularly for lower-income families [5],[6].

Angola is among the most unequal countries globally, with 31 percent of its population (11.6 million people) living below the international poverty line of USD 2.15 per day [7]. Low educational attainment and poor health outcomes place the country 150th out of 193 on the Human Capital Index [8]. Extreme child poverty is widespread, with one in three children under the age of 15 years living on less than USD 2.15 per day [9]. Additionally, over a quarter of school-aged children have never attended school, increasing the risk of intergenerational poverty [10].

Angola faces significant economic and climate shocks, threatening economic growth and food security, with the people at risk most affected [11]. The country has endured its most severe drought in four decades, worsened by the El Niño event in 2024. This led to poor agricultural yields, loss of income and assets, water scarcity, and displacement. According to the Southern African Development Community (SADC) Humanitarian Appeal, launched by the President of Angola as SADC Chair in May 2024, 2.2 million people require humanitarian assistance due to the El Niño-induced drought [12]. Projections indicate that up to 2 million, mostly in the south and east, will need food aid until March 2025 [13].

Angola's nutrition markers remain concerning, with chronic malnutrition (stunting) affecting 40 percent of children under the age of five years—one of the highest rates globally [14],[15]. Malnutrition stems from multiple factors, including limited access to nutritious food, poor maternal and child health, inadequate healthcare services, low social sector spending, economic instability, and entrenched patriarchal norms.

Despite Angola's abundant arable land and favourable climate, agriculture remains dominated by agro-pastoral systems, with 80 percent of farmers engaged in low-productivity subsistence farming [16]. Livestock is also vital to rural livelihoods and the economy [17]. The National Development Plan (PDN) (2023-2027) identifies agriculture as a key driver of inclusive growth and economic diversification, underscoring the Government's commitment to sustainably increasing production and enhancing food security and nutrition [18].

Angola has made notable achievements in advancing gender equality over the past few years, however, there is a need to accelerate progress. The country ranked 113 out of 146 countries in gender parity in the 2024 Global Gender Gap Index, underscoring gender gaps in economic opportunities, education, health, and political leadership [19],[20]. Inequalities in access to and control over resources, pervasive social norms, and structural barriers remain widespread and limit women's ability to equally benefit from and contribute to agricultural productivity, food systems transformation, and rural development [21].

Angola expanded its social protection system through the *Kwenda* cash transfer programme and a social protection registry, but coverage remains limited to protect the already impoverished population from recurring economic and climate shocks. As Angola's first cash transfer initiative, *Kwenda* aims to reach 1.5 million low-income rural households, yet urban households remain unprotected and highly vulnerable to price shocks [22]. Only 10 percent of the population is covered by one social protection scheme [23].

Angola hosts nearly 56,000 refugees and asylum seekers, including 6,300 in the Lóvua settlement located in Lunda Norte province [24]. While the settlement's population has declined since the 2017 conflict in the Democratic Republic of the Congo's Kasai region, most refugees—primarily women and children—remain heavily reliant on humanitarian assistance due to lack of documentation, movement restrictions, and limited job opportunities [25].

WFP operates in Angola under its Interim Country Strategic Plan (ICSP) (2020 -2025). The ICSP complements and contributes to the achievement of country priorities outlined in the PDN (2023-2027) and the Long-Term Development Strategy, Angola 2050. WFP leverages its comparative advantages in emergency response, country capacity strengthening, and service provision to support national efforts, accelerating progress toward Sustainable Development Goals (SDGs) 2 (Zero Hunger) and 17 (Partnerships for the Goals).

Strategic outcome 1 contributes to SDG 2 by supporting food-insecure people in meeting their basic food and nutrition needs during and after shocks while strengthening their resilience. WFP assists refugees and drought-affected communities, prioritising children aged 6 to 59 months and pregnant and breastfeeding women and girls, through unconditional and conditional food transfers, life-saving nutrition assistance, and livelihood support.

Strategic outcome 2 focuses on supporting the development of food security policies and strategies, capacity building, technical assistance, and promoting South-South Cooperation in school feeding, nutrition, and vulnerability analysis to advance national food security and nutrition priorities.

Strategic outcome 3 contributes to SDG 17 by sharing knowledge, expertise, and technology to support the country's efforts to achieve the SDGs. This is done through the provision of high-quality, efficient supply chain services to government institutions and development and humanitarian actors.

Risk management

WFP faced several risks, including funding shortfalls, supply chain disruptions, climate shocks, and limited government staffing and institutional capacity.

The main challenge remained insufficient funding and delays in the confirmation of contributions from major donors. In response, WFP increased efforts to mobilise resources from both traditional and non-traditional donors while leveraging its strategic financing mechanisms.

Supply chain disruptions raised concerns about the potential impact on life-saving assistance for refugees. To address this, WFP explored improved local procurement options. WFP also relied on the Global Commodity Management Facility (GCMF) for specialised nutritious foods, which contributed to mitigating long delivery times and taking advantage of more favourable prices.

Climate-related shocks, especially the prolonged drought in the southern and eastern regions, continued to negatively impact the outlook on food security and nutrition. To mitigate this risk, WFP supported the Government-led post-harvest food security and nutrition assessment to understand the scale of the needs resulting from the El Niño-induced drought to inform the response, as well as food security and nutrition policy and programming.

Limitations in government staffing and institutional capacity remained a challenge for WFP's operations. To counteract this, WFP focused on strengthening the capacities of government counterparts at all levels to ensure knowledge transfer and the sustainability of its interventions.

WFP conducted an internal audit of its operations in Angola for the period July 2022 to December 2023. WFP is completing the implementation of the six agreed actions, which focus on strengthening operational procedures and internal controls.

Lessons learned

In 2024, WFP completed the decentralised evaluation of its country capacity-strengthening activities and refugee support [26]. The findings highlighted WFP's effective response to evolving needs through tailored food security interventions and adaptive strategies despite challenges in fully addressing the needs of shock-affected populations. The evaluation also noted the strong alignment of WFP's technical assistance interventions with national food security and nutrition priorities, contributing to improved food security management.

Key recommendations included:

- **Enhanced Coordination and Advocacy:** Strengthen engagement with the Government and key stakeholders to align policies, accelerate the ratification of key policies and strategies, and integrate WFP's initiatives into national frameworks.
- **Capacity development:** Expand training programmes to equip WFP staff with the skills needed to address logistical, budgeting, and programming challenges.
- **Resilience Building:** Increase investments in community resilience initiatives to enhance self-reliance and long-term food security.
- **Resource Mobilisation:** Develop targeted fundraising strategies and sustainability plans aligned with the local context and donor priorities.

Additionally, the evaluation emphasised the need to mainstream gender equality and women's empowerment across WFP's programming to improve women's access to resources and opportunities.

Country office story

Empowering Refugees: Cultivating Self-Reliance and Hope



© WFP/Gabriela Vivacqua

Nkoyo Antoinette, also known as Maman Antho, one of the refugees benefiting from WFP's livelihood and resilience activities in Lunda Norte

In 2017, as a result of the conflict between the Armed Forces of the Democratic Republic of the Congo (FARDC) and the Kamuena Nsapu militia in the greater Kasai region displaced thousands, 35,000 refugees fled to Lunda Norte province in Angola. While the refugee population in the Lóvua settlement has since declined to about 6,300, most still rely heavily on WFP's food assistance to meet their basic needs.

Recognising the need to complement humanitarian aid with long-term solutions, WFP, in collaboration with the United Nations High Commissioner for Refugees (UNHCR), local authorities, and partners, launched a resilience and livelihood support project in Lunda Norte. This initiative not only enables refugees to cultivate crops such as rice, maize, and vegetables but also fosters self-reliance and dignity and promotes social cohesion.

Central to this transformation is the indomitable Antoinette Ekoko, also known as 'Maman Antho,' a former government worker from the Democratic Republic of the Congo (DRC) who has become a symbol of empowerment. She leads agricultural efforts, inspiring her community through her journey toward self-reliance.

"We have a duty to cultivate the land so our children can see their parents work to live," noted Maman Antho. "We bring them here to show that the food we eat comes from our work. "We do not want to depend on humanitarian aid. The time of emergency is over—now is the time for development", she added.

In 2024, with the support of donors and partners, WFP assisted 1,200 refugees and host community members through its food assistance for assets interventions covering agriculture and beekeeping value chains. Participants received training in income-generating activities and start-up kits, enabling them to diversify their livelihoods and income sources. Last year alone, beneficiaries harvested over 190 metric tons of rice, maize, and vegetables. The project also includes a food assistance component that addresses the basic needs of refugees. This approach is yielding impressive

benefits, including improved food consumption levels, reduced use of negative coping strategies, and increased food production. By providing assistance to both refugees and host communities, this initiative also fosters peaceful co-existence and social cohesion.

"Before joining the project, I did not know how to cultivate cassava. I did not know how to cultivate at all", said Maman Antho. "I do not need to buy cassava anymore. I have cassava on my farm."

Looking ahead, WFP plans to expand into other high-value production systems, such as poultry and fish farming, building sustainable pathways for resilience and enhanced well-being. Beyond addressing immediate needs, this project instils hope and autonomy, empowering refugees to reclaim their dignity and build a brighter future.

Programme performance

Strategic outcome 01: Refugees and other crisis-affected populations in Angola are able to meet their basic food and nutrition requirements during times of crisis



75,200 crisis-affected people received
**life-saving food and nutrition
assistance**



1,290 mt of food commodities and
specialised nutritious foods distributed



USD 0.7 million transferred through
commodity voucher interventions

Under strategic outcome 1, WFP enhances equitable access to food and nutrition for populations affected by shocks, including refugees and those impacted by drought in southern Angola. WFP provides food assistance (in-kind and through commodity vouchers) to meet basic dietary needs and support local markets. WFP nutrition programmes aim to prevent and treat malnutrition in children aged 6 to 59 months and pregnant and breastfeeding women and girls (PBWG) through specialised nutritious foods (SNFs) and promoting healthy diets. The livelihood support initiatives empower refugees and host communities to become self-sufficient, build their long-term resilience and promote social cohesion. WFP works with the Government of Angola, provincial and municipal authorities, United Nations (UN) agencies, academic institutions, non-governmental organisations (NGOs), and the private sector to improve conditions for food-insecure and nutritionally vulnerable populations.

Strategic outcome 1 was funded at 158 percent against the annual requirements. The seemingly positive resourcing outlook can be explained by the fact that the needs-based plan (NBP) considered pre-El Niño needs and, therefore, does not reflect the change in the context and growing needs. The NBP also does not account for the increased costs of the refugee response [1]. Against this backdrop, WFP developed a prioritisation plan for drought interventions to maximise the limited resources available and enhance the quality of support. WFP also maintained ration cuts for its refugee response.

Refugee Response

WFP, in collaboration with the Government of Angola and the United Nations High Commissioner for Refugees (UNHCR), provided unconditional food transfers to 5,600 refugees (51 percent women and girls) from the Democratic Republic of Congo living in the Lóvua settlement in Lunda Norte province. This included 200 unregistered refugees who received assistance through the exceptional ration programme [2]. WFP continued to provide reduced rations, meeting only 75 percent of the daily kilocalorie requirements due to persistent funding challenges. To mitigate supply chain disruptions caused by procurement delays, WFP increased efforts to source commodities locally.

WFP accompanied the food transfers with nutrition education to improve the knowledge about nutritious foods and support healthy behaviours. WFP, UNHCR, and partners also ensured ongoing nutrition screening, referrals, treatment, and follow-up for children diagnosed with acute malnutrition.

In line with the joint livelihood strategy developed with UNHCR, WFP scaled up its resilience and livelihood support activities, reaching 1,200 refugees and host community members through the distribution of start-up kits and provision of equipment and training on different income-generating activities such as agriculture and beekeeping. Through the beekeeping project, launched with the support of José Eduardo dos Santos University, WFP aims to produce at least 20 metric tons of honey annually. Refugees also received conditional food transfers to meet their basic food and nutrition needs.

In 2025, WFP plans to introduce other high-value chain production systems, such as fruit tree planting and fish farming, to help communities diversify their livelihoods and boost their income. In preparation, WFP, in collaboration with the Ministry of Fisheries, UNHCR, the Food and Agriculture Organisation of the United Nations (FAO), the Embassy of the Federative Republic of Brazil, and other partners, organised a training on fish and fruit farming. Participants included host community members, members of the Association of Young Producers of Lunda Norte, technicians from the Provincial Directorates of Agriculture and Fisheries from Lunda Norte, and WFP staff. The training, which integrated

theoretical lessons with practical activities and field visits, aimed to improve the knowledge and skills of participants and foster sustainable practices.

Post-distribution monitoring data revealed a notable increase in the proportion of households with acceptable food consumption levels, which rose from 57 percent in 2023 to 74 percent in 2024. This indicates improvements in food consumption frequency and dietary diversity. The consumption-based coping strategy index (rCSI) decreased from 22 to 12, indicating a significant reduction in the level of stress faced by households due to food shortages. This improvement can be particularly attributed to the increased food production and availability for households participating in WFP's resilience activities. These outcomes underscore the effectiveness of WFP's interventions in enhancing food security and boosting the self-reliance of refugees while emphasising the need for continued funding to sustain these results.

WFP is developing a strategy to transition its refugee assistance model from a status-based system to one based on vulnerabilities. This shift aims to provide sustainable solutions for refugees' food security and nutrition by tailoring assistance packages to their specific situations. To achieve this, WFP and UNHCR are developing a framework for differentiated assistance. This framework aims to go beyond traditional food assistance by incorporating resilience-building and livelihood initiatives that address the broader needs of refugees and ensure WFP's limited resources are used effectively to meet the needs of those most at risk. This collaborative effort will continue in 2025.

Drought Response

WFP, in collaboration with the Ministry of Health and other partners, provided life-saving nutrition support to 48,000 children under the age of five years and PBWG. This included people in drought-affected areas and those in provinces with some of the highest global acute malnutrition rates, including Benguela, Moxico, Bié, Cuando Cubango, Cuanza Sul, and Lunda Norte, to whom WFP provided SNFs and trained government healthcare workers.

In drought-affected provinces, WFP provided food assistance, through commodity vouchers, to families of children diagnosed with MAM (31,000 people reached) over a two-month period to improve recovery rates and household food security and nutrition outcomes [3]. Overall, WFP transferred USD 700,000 to people through commodity vouchers. WFP contracted local retailers, ensuring efficient, cost-effective, and timely delivery of commodities to households.

WFP reached most people in the second half of 2024, following the confirmation of resources earmarked for the El Niño response. However, due to severe underfunding, WFP had to scale down its drought response, allocating available resources efficiently to prioritised locations and targeting the most vulnerable population groups.

WFP and its cooperating partner trained 125 community health workers (CHWs) on the management of acute malnutrition for both children and PBWG. This training covered screening, active case finding, supplementation, counselling, stock management, and commodity vouchers. By utilising CHWs to support outpatient malnutrition prevention and supplementation, WFP reduced costs compared to inpatient care while maintaining effectiveness in reaching a significant number of children and PBWG, including those in remote and hard-to-reach areas.

In line with corporate mandates, WFP coordinated with the United Nations Children's Fund (UNICEF) to integrate the management of severe and moderate acute malnutrition cases through referrals and collaboration.

Alongside the provision of life-saving SNFs and commodity vouchers, WFP delivered social and behaviour change communication (SBCC) messaging to over 115,500 people, including parents, caregivers and community leaders, aiming to promote healthy and nutritious practices.

Monitoring findings show that WFP's integrated nutrition programme recorded positive results, achieving an 86 and 92 percent recovery rate for children in Cunene and Huíla, respectively. This exceeded international SPHERE standards, demonstrating the effectiveness and the impact of the comprehensive approach adopted by WFP, combining community screening and the provision of SNFs with food assistance and SBCC for positive nutrition outcomes.

Recognising the potential of school feeding programmes to protect children and their families during and after shocks and their role in human capital development, WFP introduced a school feeding component in its WFP Interim Country Strategic Plan (CSP) in 2022. However, despite ongoing efforts, funding was not secured in 2024, and the programme remained suspended. WFP will continue to advocate for funding and collaborate with the Government to prioritise schools in drought-affected areas as part of the national school feeding programme scale-up.

Decentralised evaluation findings and recommendations

The findings from the decentralised evaluation of WFP's activities between 2017 and 2022 show that WFP's interventions effectively addressed the needs of vulnerable groups, including refugees and malnourished children. This was done through tailored food security interventions and adaptive strategies, achieving significant results despite challenges in fully meeting the populations' evolving needs. Simultaneously, the evaluation highlighted the challenges in maintaining the post-intervention impacts of refugee support and nutrition programmes, indicating the need for improved planning and more coordinated partnerships.

Gender and age marker monitoring

Activities under strategic outcome 1 received a gender and age marker (GAM) score of 1, indicating partial integration of gender and age considerations. WFP prioritised children and PBWG in its nutrition interventions while also addressing the specific needs of women, girls, and older persons during distributions. Women and youth held most positions on the food management committee in the Lóvua refugee settlement, ensuring equal participation in decision-making. WFP organised gender-segregated focus group discussions when needed to incorporate the needs, concerns, and aspirations of all genders into its programming. The GAM score highlights areas for strengthening gender-sensitive approaches, particularly in collecting and analysing gender and age-disaggregated data to better inform project design, implementation, and monitoring.

WFP GENDER AND AGE MARKER

CSP ACTIVITY	GAM MONITORING CODE
Provide food and/or CBTs to refugees and other crisis-affected populations.	1 - Partially integrates gender and age
Provide livelihood support to refugees and other crisis-affected populations to improve self-reliance.	1 - Partially integrates gender and age
Provide an integrated nutrition support and malnutrition prevention and treatment package to targeted vulnerable people, including children age 6-59 months	1 - Partially integrates gender and age
Provide support to the Government for nationally-owned home-grown school feeding programmes to chronically vulnerable and shock-affected primary school children	N/A

Strategic outcome 02: National Institutions in Angola have strengthened capacity to implement programs to improve food security and nutrition by 2024



360 government staff participated in training and other technical assistance initiatives supported by WFP



2 national policies and strategies, and **3 tools** contributing to the SDGs enhanced with WFP's capacity strengthening support

Strategic outcome 2 focuses on empowering the Government of Angola to lead efforts to promote food and nutrition security. WFP's goal is to strengthen Angola's national capacities by providing technical assistance and fostering South-South Cooperation in key areas, including school feeding, food security, nutrition data analysis, and acute malnutrition response. This transition from direct implementation to national ownership is crucial for achieving long-term, sustainable impact.

Thanks to carryover funds from 2023 and a multilateral funding allocation, available resources under this strategic outcome have surpassed expectations, covering 129 percent of the annual requirements. However, the lack of reliable, multi-year funding continues to present a significant challenge, limiting WFP's ability to engage in medium- and long-term planning and provide sustained technical support for strengthening national institutions and systems.

Vulnerability analysis and mapping

WFP collaborated with the Government of Angola and other key stakeholders to train 102 technical staff at both central and local levels in food and nutrition security data collection and analysis using the Integrated Food Security Phase Classification (IPC). These trained officials conducted a post-harvest food security and nutrition assessment and analysis in December 2024 aimed at understanding the impact of the El Niño-induced drought. The assessment included a household survey in the most affected rural areas of Benguela, Huíla, Namibe, Cunene, Moxico, and Cuando Cubango provinces. The data collected informed the IPC analysis, which will guide decision-making and support emergency response while also shaping medium- and long-term food security and nutrition policies and programmes. The exercise was supported by the IPC Global Support Unit (IPC GSU), the European Union's Strengthening Resilience, Food Security and Nutrition Programme (FRESAN), the United Nations Children's Fund (UNICEF), the Food and Agriculture Organisation of the United Nations (FAO), and other partners. WFP also assisted the Ministry of Agriculture and Forestry in preparing the final IPC report, which is expected to be published in early 2025.

In response to the El Niño-induced drought, WFP conducted assessment missions with the Office for the Coordination of Humanitarian Affairs (OCHA), the United States Agency for International Development's Bureau for Humanitarian Assistance (USAID/BHA), and the Famine Early Warning Systems Network (FEWS NET) to assess the impact on food security, nutrition, and market conditions during the lean season.

WFP further supported the Ministry of Agriculture and Forestry in revising the Second National Strategy for Food Security and Nutrition (ENSAN-II) and the National Council for Food Security and Nutrition (CONSAN) [1]. The approval of ENSAN-II is a critical step in ensuring that the strategy addresses the current food security and nutrition challenges comprehensively and is aligned with the National Development Plan (PDN) 2023-2027.

Additionally, WFP trained 23 government staff from Malanje and Cuanza Norte provinces on data collection and monitoring of food and agriculture input prices. This training is part of WFP's capacity strengthening efforts, aimed at improving the capabilities of the Institute of Agrarian Development (IDA) to inform food security trend analysis and the design of future programmes.

Nutrition and food fortification

WFP continued to support the Ministry of Health in strengthening governance, leadership, and management of the National Nutrition Programme. As part of this effort, WFP trained 92 health facility staff in Lunda Norte and Moxico provinces on managing acute malnutrition, including screening, case finding, treatment, counselling, and stock management. Additionally, WFP co-chaired the nutrition partners working group alongside the Ministry of Health and UNICEF. WFP and UNICEF also supported the adaptation of the Global Action Plan (GAP) on Child Wasting to the Angolan context, providing a framework to accelerate progress in preventing and managing child wasting in alignment

with the Sustainable Development Goals (SDGs).

WFP also played a pivotal role in supporting Angola's membership in the Global Alliance Against Hunger and Poverty. The Global Alliance aims to align domestic and international efforts to reduce hunger and poverty through effective programs and policies. The Government also adhered to the 2030 Sprint on maternal and early childhood support. Through this initiative, spearheaded by Brazil's G20 Presidency, the Government of Angola committed to doubling the number of children receiving nutrition support through the maternal and child health improvement and child rights protection and promotion programmes. In 2025, WFP will work with relevant government entities to operationalise these commitments.

Further, WFP worked with the Government of Angola to create an enabling environment for mandatory food fortification, a strategy aiming to address micronutrient deficiencies and improve health outcomes. Recognising the importance of multi-sectoral partnerships, WFP strengthened collaborations with key government entities, United Nations (UN) agencies, and the private sector. WFP was also invited by the Resident Coordinator's Office to join an expert panel on enhancing private sector involvement in strategic value chains for food security, nutrition, and fortified food production. This underscores WFP's role as a key partner in shaping Angola's food fortification agenda. In collaboration with the Ministry of Health and UNICEF, WFP facilitated a mission from the Southern African Development Community (SADC) and the Food Fortification Initiative (FFI) to validate the landscape analysis report on food fortification in Angola. The next step will involve finalising the national food fortification strategy and presenting it to the Council of Ministers for validation [2].

WFP has also provided technical assistance to IDA in implementing the nutrition component of a large-scale project funded by the International Fund for Agricultural Development (IFAD). The aim was to improve nutrition outcomes by enhancing knowledge on infant and young child nutrition, dietary diversification, food processing, conservation, storage, and water, sanitation, and hygiene practices. WFP, IDA, and IFAD are also exploring opportunities to expand technical assistance in projects aimed at increasing agricultural productivity, reducing post-harvest losses, improving smallholder farmers' market access, and reducing the prevalence of acute malnutrition.

School feeding

WFP remained a key development partner to the Government of Angola, providing policy support, technical assistance, and expertise to enhance the sustainability and scale of the national school feeding programme. In collaboration with an interministerial committee—including representatives from the Ministries of Finance, Planning, Education, Agriculture and Forestry, Health, and Social Affairs, Family and Women's Promotion—, WFP supported the redesign of the school feeding programme, which was approved by the Council of Ministers in January 2025. This effort aligns with Angola's commitments under the School Meals Coalition to expand access to nutritious meals for all children by 2030.

WFP also advocated for Angola's participation in the 2030 Sprint for School Meals, launched as part of the Global Alliance Against Hunger and Poverty. This would support the scale-up and strengthening of the national school feeding programme through access to a global network of partners.

In 2025, WFP, in collaboration with the Ministries of Education and Planning and the WFP Centre of Excellence Against Hunger, will facilitate a high-level exchange visit to Brazil. Building on successful South-South Cooperation between Angola and Brazil, this visit will showcase Brazil's experience in managing its national school feeding programme, with a focus on monitoring, evaluation, accountability, and smallholder market support.

Decentralised evaluation findings and recommendations

A recent decentralised evaluation emphasised the strong alignment of WFP's country capacity strengthening (CCS) interventions with national policies and development priorities while effectively addressing food security and nutrition needs, advancing SDG 2 (Zero Hunger). It also highlighted the impact of WFP's interventions in reducing malnutrition, improving health services, and strengthening the national health system's resilience. The evaluation also noted WFP's contribution to SDG 17 by enhancing government capacity, fostering partnerships, and improving coordination for more effective interventions. However, the report stresses the need for better integration, resource allocation, and stronger partnerships to ensure the sustainability and institutionalisation of CCS interventions.

Gender and age marker monitoring

WFP supported the Government in integrating gender considerations into policy development, ensuring that the revised national school feeding programme promotes gender-equitable access to school meals and gender equality in education. However, the gender and age marker score reveals areas for strengthening gender-sensitive and

gender-responsive approaches in WFP's CCS interventions. Moving forward, WFP will scale up efforts to integrate gender considerations into training programmes and national policy development, in line with the recommendations from the decentralised evaluation.

WFP GENDER AND AGE MARKER

CSP ACTIVITY	GAM MONITORING CODE
Provide technical assistance to the Government of Angola. The main objective of the activity is to strengthen national systems contributing to SDG 2	0 - Does not integrate gender or age

Strategic outcome 03: Humanitarian and development actors and national systems have access to WFP expertise and services



3,160 cubic meters of life-saving medical supplies (malaria, HIV, TB and COVID-19) and long-lasting insecticidal nets delivered



850 health facilities in Benguela, Cuanza Sul and Bié received medical supplies and long-lasting insecticidal nets

The third strategic outcome aims to ensure the Government of Angola and humanitarian and development actors have access to WFP's knowledge, expertise, and services for more effective, coherent, and coordinated interventions.

Last-mile delivery project

Under the last-mile delivery (LMD) project, WFP provides supply chain services to the United Nations Development Programme (UNDP) on a full-cost recovery basis [1]. Supported by the Global Fund to Fight AIDS, Tuberculosis, and Malaria (the Global Fund or GFATM), the LMD project aims to accelerate the Government's efforts to improve access to essential medical services for vulnerable and hard-to-reach populations and strengthen public health supply chain systems. In June 2024, following successful results in Benguela and Cuanza Sul, the project was expanded to a third province, Bié.

WFP remained the logistical backbone for storing and delivering medical supplies for human immunodeficiency virus (HIV), tuberculosis, malaria, and COVID-19. In 2024, WFP completed seven distribution cycles, delivering close to 3,165 cubic meters (457 metric tons) of life-saving health products and long-lasting insecticidal nets worth USD 7 million. WFP expanded its coverage, reaching over 850 health facilities in Benguela, Cuanza Sul, and Bié, further strengthening delivery capacity across targeted provinces. By implementing optimal logistics practices, WFP managed to shorten the average delivery times to 15-20 days per quarterly distribution and reach an on-time distribution rate of 100 per cent, ensuring timely access to life-saving supplies. WFP reached all the planned figures under this strategic outcome, indicating operational efficiency.

WFP and UNDP provided comprehensive logistics training to provincial and municipal health authorities in Benguela to strengthen capacity and improve health supply chain efficiency. The training covered key logistics concepts, best practices for managing medicines at health facilities, and strategies to mitigate risks and ensure effective handling and distribution of pharmaceutical commodities.

Access remained a key challenge for LMD operations, affecting delivery times and limiting WFP's ability to reach some health facilities in remote areas. Weak road infrastructure, mines, and heavy rainfall, especially in Cuanza Sul and Bié, often damaged infrastructure. To address these, WFP expanded its fleet and deployed specialised vehicles for heavy-duty operations and difficult terrains. Additionally, WFP coordinated with Provincial Health Departments (GPS) and municipal authorities to ensure driver safety.

WFP's strategic collaboration with the GPS in project areas was crucial to the success of the LMD operations. By engaging the GPS in the distribution process and inventory management, their teams monitored deliveries to health facilities and addressed issues quickly, enhancing operational transparency, efficiency, and visibility.

WFP improved communication and information-sharing by providing timely, accurate updates on facility conditions, road accessibility, and feedback from health facility focal points. This strengthened logistics coordination and operational efficiency. Additionally, WFP enhanced transparency and accountability through robust data visibility and regular and interactive reporting on achievements and challenges to both internal and external stakeholders.

In line with WFP's strategic goals and quality management system (QMS) requirements, WFP conducted a comprehensive lane assessment in Benguela province to evaluate road conditions and identify risks. The findings will be used to enhance transportation efficiency, safety, and the reliability of logistics operations in the region.

In 2025, WFP will continue providing on-demand supply chain services to UNDP and the Government of Angola in Benguela, Bié, and Cuanza Sul provinces while considering geographical expansion. With its extensive supply chain capacity and WFP's logistics expertise, the LMD project offers the most advantageous launch pad to other regions in the country. In collaboration with UNDP and partners, WFP will focus on remodelling the distribution network, streamlining operations, building capacity, and restructuring logistics chains to enhance LMD's operational efficiency.

Collaboration with the Japan International Cooperation Agency

In 2024, WFP expanded its on-demand service provision by signing a cooperation agreement with the Japan International Cooperation Agency (JICA). As part of a project aiming to improve maternal and child health services and primary health units, WFP supported JICA and the National Directorate of Public Health with the distribution of medical and non-medical equipment from the Central Procurement Agency for Medicines and Medical Supplies Central Medical Store warehouse in Luanda to provincial warehouses in Huíla and Huambo. Thanks to WFP's operational efficiency, the agreement was extended through the end of 2025.

Gender and age marker monitoring

While WFP's service provision activities supported the host government and the humanitarian and development community, no direct assistance was provided to beneficiaries. As a result, gender and age marker coding did not apply to these activities.

WFP GENDER AND AGE MARKER

CSP ACTIVITY	GAM MONITORING CODE
Provide on-demand and supply chain services for partners	N/A

Cross-cutting results

Gender equality and women's empowerment

Improved gender equality and women's empowerment among WFP-assisted population

The Government of Angola has made notable progress in gender equality and women's empowerment through ambitious legal reforms and policy initiatives. This progress is reflected in Angola's ranking on the Global Gender Gap Index, which improved from 125th out of 146 countries in 2022 to 113th in 2024 [1],[2],[3]. The country also outperforms regional and global averages on the World Bank's Women, Business, and the Law Index (2024), scoring 79.4 out of 100 [4],[5]. Despite this progress, deeply entrenched patriarchal norms, cultural attitudes, and institutional barriers continue to perpetuate power inequalities and limit opportunities for women and girls.

Women are central to the agricultural workforce and play a key role in efforts to combat poverty, food insecurity, and malnutrition. However, limited access to assets and resources, particularly in rural areas, hinders their ability to contribute to agricultural productivity and food system transformation while increasing their vulnerability to food insecurity [6],[7].

Monitoring results of WFP's interventions show a higher prevalence of food insecurity among women-headed households. For refugee response interventions, recent post-distribution monitoring data revealed an improvement in the prevalence of acceptable food consumption in households headed by women (75 percent) compared to those headed by men (70 percent). However, female-headed households continue to adopt more negative coping strategies, such as consuming fewer and less nutritious meals. Similarly, in drought-affected areas, poor food consumption levels remain higher among households headed by women (27 percent) compared to their male counterparts (22 percent).

In this context, WFP adopted a multi-faceted approach to ensure that its programmes and capacity-building efforts contributed to national development priorities and WFP's gender policy objectives linked to equitable access and control over resources to achieve food and nutrition security and strengthened economic empowerment of women and girls.

WFP enhanced equitable access and participation in its programmes by ensuring gender- and age-sensitive design and implementation of the distribution process. For instance, WFP prioritised pregnant and breastfeeding women and girls, as well as households with children aged 6 to 59 months, for nutrition assistance. Distributions were scheduled during daylight hours, with priority given to pregnant women, women with children, and older people while addressing their unique needs. WFP also encouraged women's participation in the distribution cycles to increase their exposure to social and behavioural change communication for nutrition (SBCC-N) interventions and minimise the risks of misuse of assistance.

As part of its country capacity-strengthening (CCS) activities, WFP supported government stakeholders in integrating gender considerations into policy development. WFP provided technical assistance in redesigning the national school feeding programme, which incorporated principles to ensure gender-equitable and equal access to school meals and promote gender equality in education.

WFP advanced gender equality in the Lóvua refugee settlement by establishing a gender-balanced food management committee, with women comprising 50 percent of its members, amplifying their voices and participation in decision-making.

WFP also conducted nutrition and health sensitisation sessions for both female and male caregivers as part of its SBCC-N interventions. These sessions aimed to facilitate gender-equitable access to knowledge and encourage joint ownership and participation in decision-making on the health, nutrition, and food security of their families.

WFP prioritised women's participation in resilience and livelihood support interventions, providing training and skills development to close gender gaps in refugee and host communities. Start-up kits were provided to trained participants to boost their income. These initiatives sought to improve access to healthy and nutritious diets, promote equality in livelihood opportunities, and strengthen women's resilience to shocks.

WFP fostered inclusive decision-making by organising gender-segregated focus group discussions, when possible, ensuring that women's needs and aspirations were integrated into the planning, implementation, and monitoring of interventions. Additionally, WFP and its partners established help desks staffed by women at distribution sites to improve access to community feedback mechanisms.

Gender equality in emergency response interventions was assessed based on decision-making related to food aid and resource distribution at the household level. Among refugees, women played a central role in decisions related to the use of food assistance in 46 percent of households, while men led decisions on non-food items in 39 percent. Joint decision-making occurred in 25 percent of households. For drought response interventions, women were the primary decision-makers in 50 percent of households, with joint decision-making being the norm in 32 percent. These findings highlight the need for inclusive approaches to strengthen gender equality in food security and nutrition decision-making during emergencies.

WFP participated in the United Nations interagency gender working group to enhance collaboration and coordination.

The decentralised evaluation of WFP's technical assistance to the Government of Angola and refugee support provided valuable insights and recommendations that will strengthen future gender equality and women's empowerment efforts. The evaluation acknowledged WFP's commitment to integrating gender equality, women's empowerment, and human rights into food security programmes, improving impact, and addressing women's needs. However, it emphasised the need for gender-sensitive strategies and tailored interventions to improve access to resources, economic opportunities, and decision-making power for female-headed households. The evaluation recommended integrating gender considerations into training and national policy development under WFP's CCS interventions to enhance both policy and operational outcomes.

Protection and accountability to affected people

Affected people are able to benefit from WFP programmes in a manner that ensures and promotes their safety, dignity and integrity. Affected people are able to hold WFP and partners accountable for meeting their hunger needs in a manner that reflects their views and preferences

Angola faces significant challenges that disproportionately impact people at risk, including women, children, and people with disabilities. These include poverty, food insecurity, climate risks, and gender inequality. In southern Angola, food insecurity has worsened protection risks, leading to harmful coping strategies such as withdrawing children from school, asset sales, and male labour migration, leaving women with increased responsibilities. In Lóvua, due to the lack of valid documentation, refugees face serious barriers, including detention and lack of access to basic services, resulting in their continued dependence on humanitarian assistance. Refugee women and girls from the Kasai region in the Democratic Republic of the Congo experience elevated risks of sexual violence and exploitation.

WFP strives to ensure the protection of and accountability to the people it serves, promote meaningful access to assistance, and strengthen inclusive engagement and empowerment.

To ensure the safety, access, dignity, and empowerment of people assisted, WFP, in collaboration with partners, designed distributions to minimise travel distances and waiting times whenever possible. WFP prioritised people with specific needs, including pregnant and breastfeeding women, unaccompanied minors, persons with disabilities, and older adults. As a result, 96 percent of refugees and nearly 100 percent of those involved in drought response activities reported receiving assistance without safety concerns, with no significant difference between men and women.

Additionally, to address the needs of the most marginalised, WFP, in coordination with the United Nations High Commissioner for Refugees (UNHCR), continued to provide food assistance to 200 unregistered refugees under the exceptional ration programme [1].

Under the refugee response, the food management committee in the Lóvua settlement offered refugees opportunities to work as casual labourers, assisting WFP's cooperating partner in preparing food baskets and monitoring distributions. This approach promoted community participation and the transfer of food management skills.

WFP collaborated with partners, local authorities, and community leaders to involve affected people from the initial stages of interventions, fostering local engagement, sustainability, and ownership. For food assistance for assets (FFA) activities, WFP conducted community-based targeting exercises and upstream consultations to ensure livelihood activities responded to beneficiaries' needs and preferences.

WFP provided timely and accurate information through accessible, inclusive channels, including coordination meetings with government stakeholders, community leaders, UNHCR (for the refugee response), and its cooperating partner. WFP also shared information through brochures, banners, and posters, translated into local languages, whenever possible, at distribution sites.

WFP established safe, inclusive, and accessible community feedback mechanisms (CFMs) to allow affected people to express concerns, lodge complaints, request information, ask questions, and provide feedback on humanitarian assistance, thereby enhancing their influence over programmes and improving quality. The CFMs included various communication channels, such as suggestion boxes, management committees, community radios, and help desks for counselling and mediation, operated by WFP, its cooperating partner World Vision Angola, and UNHCR for the refugee response. In 2024, 81 percent of refugees assisted in WFP's programmes reported being informed about the mechanisms for sharing complaints and feedback, marking a 13 percent increase from the previous year.

WFP used social and behaviour change communication (SBCC) activities to integrate community engagement into its emergency programmes, fostering accountability to affected people through active participation. In coordination with other partners and community leaders, WFP's sensitisation efforts reached 126,500 people with key messages on healthy diets, project objectives, entitlements, selection criteria, and available CFMs.

WFP also carried out focus group discussions, gender-segregated where required, with various groups, including women, men, and community leaders, to better understand their knowledge about WFP's activities, preferences, and levels of access and awareness of CFMs.

For WFP's refugee response, feedback primarily focused on ration size, food quality, and the lack of diversity in the food basket. While many expressed gratitude for the assistance, there were several requests for WFP to scale up FFA

activities to enhance refugees' self-reliance. In the drought response, 97 percent of those surveyed were satisfied with the communication, beneficiary selection, distribution management, and quality of specialised nutritious foods and food provided through commodity vouchers. However, post-distribution monitoring revealed a need for clearer communication on targeting criteria and the duration of assistance. WFP used this feedback to adapt and improve its programming, such as expanding FFA interventions to reach additional refugees and host community members and increasing the frequency of SBCC activities to improve information sharing about the programme duration, targeting criteria, and other programmatic aspects.

WFP reinforced its commitment to zero tolerance for sexual exploitation and abuse, enhancing protection from sexual exploitation and abuse (PSEA) by strengthening the capacity among its staff and partners. WFP staff, community health workers, and food management committee members were trained on PSEA protocols and mandates as well as community referral mechanisms. In accordance with the Executive Director Circular on PSEA, WFP ensured every office had a PSEA focal point trained in mitigation, referral, and reporting of allegations.

WFP took part in the inter-agency PSEA working group, contributing to the implementation of the PSEA action plan and benefiting from the expertise provided by specialised United Nations agencies. The working group also organised training sessions for cooperating partner staff, including from World Vision, and government stakeholders.

Additionally, WFP's field-level agreements with cooperating partners outlined their responsibilities for protecting and supporting impacted communities, including accountability for food theft or loss after WFP delivery. These agreements also required partners to report any incidents of fraud, corruption, misappropriation, or concerns related to SEA.

Environmental sustainability

WFP works to enhance the environmental and social sustainability of its operations while limiting the potentially negative impacts on people, communities and the natural environment resulting from WFP programme activities and support operations such as administration, procurement, logistics, information technology and travel

Environmental and Social Safeguards (ESS)

In Angola, over two-thirds of the population report that climate change is affecting their daily lives [1]. This makes addressing environmental challenges and building resilience among people at risk critical, particularly given their limited capacity to cope. Unreliable water availability and frequent extreme weather events threaten agricultural production, food security, and livelihoods. The World Bank estimates annual economic losses in agriculture due to climate risks at USD 100 million, with the potential to increase sevenfold by 2100. Economic and climate shocks, combined with high levels of vulnerability to poverty, are likely to result in a substantial increase in the incidence and severity of poverty, deterioration of food security, and growing malnutrition rates [2].

WFP launched the environmental and social safeguards framework (ESSF) to prevent unintended harm to the environment and the communities it serves. The regional ESS advisor conducted the first mission to Angola to assess staff capacity and understanding of ESS requirements and tools. The mission focused on identifying WFP's ESS priorities and needs while training staff on the application and compliance with the ESS framework and safeguards. WFP's only cooperating partner, World Vision, was trained in 2023.

WFP began incorporating environmental clauses into field-level agreements with cooperating partners. For the refugee response, unconditional resource transfers and food assistance for assets (FFA) interventions underwent environmental and social risk screenings [3]. The FFA project was classified as category A, indicating a high-risk level. In response, WFP is revising the project design to reduce its risk.

WFP, in collaboration with the United Nations High Commissioner for Refugees (UNHCR), the University José Eduardo dos Santos, and local authorities, launched a beekeeping project in Lunda Norte province to help address the environmental degradation in refugee hosting communities. By providing training and start-up kits, WFP and partners are helping to create sustainable livelihoods, reduce deforestation, preserve biodiversity, and build community resilience.

In line with the Government's efforts to boost local food production, WFP reduced food imports and prioritised locally sourced food. This shift helped minimise environmental impacts by reducing transportation-related carbon emissions.

Under its emergency response activities, WFP and its partners held awareness and sensitisation sessions to encourage beneficiaries to reuse or repurpose the packaging of distributed commodities.

For its capacity strengthening activities, WFP supported the Ministry of Agriculture and Forestry to conduct a food security and nutrition assessment to enable timely, evidence-based decision-making and enhance systems for climate change adaptation, risk reduction, and emergency preparedness.

As part of the last-mile delivery project, WFP conducted quarterly distribution cycles and increased the prepositioning of medical supplies to meet seasonal demand. These efforts improved fuel efficiency and reduced transportation emissions. Additionally, WFP and the United Nations Development Programme are exploring ways to enhance waste management and ensure the safe, environmentally friendly disposal of medical supplies.

Environmental Management System (EMS)

While WFP has not yet started the implementation of the environmental management system (EMS) in Angola, efforts have been made to reduce the environmental footprint and enhance operational sustainability. Key focus areas include reducing energy consumption and greenhouse gas emissions, improving water and waste management, and raising staff awareness.

During the mission of the ESS advisor, WFP organised a training session for the Angola office staff, delivered by the environmental management focal point in the Mozambique country office, where WFP has already rolled out the EMS. The training aimed to promote knowledge and experience sharing and raise staff awareness of the effects of their actions on the environment and livelihoods of WFP's beneficiaries.

WFP promoted energy conservation by encouraging staff to switch off non-essential devices and lights when leaving the office and to optimise air conditioning use during the summer. To reduce plastic waste, WFP provided water dispensers in its offices, minimising reliance on single-use plastics. Efforts to lower its digital carbon footprint included cloud-based collaboration, digital asset consolidation, and expanded use of in-house digital solutions, like Open Data Kit-based tools, for intervention planning, registration, and follow-up. The continued implementation of electronic signatures and approval processes further improved efficiency, reduced costs, and minimised paper waste.

WFP strengthened its commitment to sustainable waste management by partnering with a local company to dispose of and recycle used vehicle tyres.

To improve fleet efficiency, WFP optimized routes, combined trips for nearby locations, prioritised virtual meetings and training for dispersed teams, and regularly monitored vehicle usage. WFP also expanded carpooling services, both supporting and utilising other United Nations (UN) agencies' transport services. Leading efforts to enhance UN-wide carpooling, WFP is spearheading an agreement with the UN Booking Hub [4], which is expected to increase agency participation and efficiency gains in 2025.

Nutrition integration

Communities, households and individuals supported by WFP are able to meet their nutritional needs and protect their nutrition status in the face of shocks and long-term stressors, through an effective combination of fortified food, specialized nutritious products and actions to support diet diversification

WFP recognises the vital role that increased investments in nutrition play in reducing malnutrition, improving diets, strengthening human capital, and advancing sustainable development. In line with this, nutrition is integrated into WFP's Angola Interim Country Strategic Plan through both nutrition-specific and nutrition-sensitive interventions. These initiatives are designed to be cross-cutting and interconnected across various programmatic areas, addressing both the immediate and underlying drivers of malnutrition and poor dietary practices. Ultimately, these efforts contribute to the long-term nutritional health and resilience of the population.

Under strategic outcome 1, WFP provided life-saving food assistance and specialised nutritious foods (SNFs) to nutritionally vulnerable groups, including refugees, children under five years of age, and pregnant and breastfeeding women and girls (PBWG). In response to the drought, WFP also provided commodity vouchers to families of children diagnosed with acute malnutrition, ensuring better access to food during treatment.

In the refugee response operation, WFP collaborated with the United Nations High Commissioner for Refugees (UNHCR) and its cooperating partner to ensure that children aged 6 to 59 months diagnosed with acute malnutrition received the necessary treatment support.

Through resilience and livelihood activities, WFP combined conditional food transfers with the provision of agricultural inputs and training. These interventions enabled refugees to produce their own food, complementing the food basket provided by WFP during ration cuts while promoting the consumption of nutritious and diverse diets through trade in goods and services.

WFP worked with the Ministry of Health, the United Nations Children's Fund (UNICEF) and other stakeholders to improve the efficiency and impact of treatment for global acute malnutrition and stunting prevention. As part of the El Niño response, WFP and UNICEF implemented an emergency programme that integrated nutrition, food security, and water, sanitation, and hygiene (WASH) interventions to address the multiple causes of acute malnutrition.

WFP trained and supervised community health workers to deliver nutrition education at the grassroots level and incorporated nutritional counselling into health interventions. Additionally, WFP strengthened the capacity of government health workers to address the nutritional needs of children and PBWG during antenatal check-ups and immunisation appointments. These interventions led to improved early detection of malnutrition and better maternal and child health outcomes.

Across its emergency response interventions, WFP implemented social behaviour change communication (SBCC) through house-to-house visits, community awareness sessions, cooking demonstrations, and radio broadcasts. WFP trained parents, caregivers, and community leaders as agents of change, equipping them to prevent and detect malnutrition and promote exclusive breastfeeding, infant and young child feeding, healthy and balanced diets, and positive water, sanitation and hygiene (WASH) practices. These efforts empowered nutritionally vulnerable groups with the knowledge to improve their health and nutrition.

Under strategic outcome 2, WFP supported the redesign of the national school feeding programme through a multi-sectoral interministerial committee. The revised programme incorporates nutrition-sensitive components that address the nutritional needs of school-aged children and improve their health and education outcomes. This effort also strengthened intersectoral coordination on school health and nutrition by collaborating with key government stakeholders.

WFP worked with UNICEF to provide technical assistance to the Ministry of Health in developing an SBCC strategy. The strategy aims to provide clear, adaptable, and practical guidance for organising a coordinated package of SBCC interventions aimed at protecting, promoting, and supporting maternal and child nutrition and adequate infant and young child feeding.

Leveraging its supply chain capacity and logistics expertise, WFP ensured timely access to life-saving SNFs for children and PBWG in areas with high malnutrition rates and those affected by drought. WFP also supported the Ministry of Health and other government stakeholders in strengthening nutrition supply chain planning and management. Additionally, WFP worked with provincial and municipal health departments to improve the accuracy of nutrition data

collection and reporting, enabling more timely and targeted interventions.

WFP supported the Ministry of Agriculture and Forestry in implementing the nutrition component of a large-scale agricultural development project. WFP's interventions aimed to improve the knowledge and awareness of agricultural extension workers and communities regarding infant and young child nutrition, dietary diversification, and food processing, preservation, and storage. Through training on nutrition-sensitive agriculture and SBCC initiatives, WFP empowered rural extensionists to act as agents of change, fostering demand for nutritious, diverse, and locally grown foods while promoting sustainable food consumption [1].

WFP also promoted the production of fortified foods as a key part of its nutrition integration efforts. In collaboration with the Southern African Development Community (SADC), the Food Fortification Initiative (FFI), and UNICEF, WFP supported the Ministry of Health in developing a national food fortification strategy [2]. With assistance from the regional food safety and quality team, WFP engaged private sector partners to scale up the fortification of staple foods and adopt best practices.

WFP's efforts have resulted in improved nutritional indicators, including reduced malnutrition rates, better health outcomes for mothers and children, and greater dietary diversity for families. These outcomes highlight WFP's commitment to a comprehensive approach to nutrition.

Looking ahead, WFP is developing a nutrition strategy to mainstream nutrition across its programmes, systems, and workforce. WFP is also planning a Fill the Nutrient Gap analysis in 2025 [3].

Partnerships

In 2024, WFP expanded and strengthened partnerships to advance its mandate, aligning with national development priorities and the United Nations Sustainable Development Cooperation Framework (UNSDCF) 2024-2028. In addition to reinforcing existing relationships with the Government of Angola and key development and humanitarian actors, WFP also enhanced engagement with non-traditional partners to secure additional resources, innovation, and expertise.

Traditional donors, such as the United States Agency for International Development (USAID), the UN Central Emergency Response Fund (CERF), and United Nations (UN) agencies, remained critical funding sources for WFP's operations in Angola. In line with the recommendations from the decentralised evaluation completed in 2024, WFP continued advocating for predictable and flexible funding. However, a noteworthy proportion of the funding was earmarked at the activity level. Multilateral funding helped WFP to fill critical gaps and was directed toward underfunded areas, such as emergency nutrition assistance, resilience, and capacity strengthening initiatives.

WFP solidified its role as a key development partner for the Government of Angola, providing policy and financial support, technical assistance, and evidence to advance its goals of protecting food security and improving nutrition. At the national level, WFP strengthened partnerships with the Office of the President and key line Ministries, including Foreign Affairs, Planning, Interior, Social Affairs, Family and Women's Promotion, Agriculture and Forestry, Health, and Education. WFP also engaged with local authorities and other key actors to improve programme quality and efficiency, ensuring complementarity with government and partner initiatives and closer alignment with broader development priorities.

WFP collaborated with the Ministry of Health and the UN Development Programme (UNDP) to address public health supply chain gaps and strengthen the national health system through the last-mile delivery project. WFP scaled up its on-demand logistics services by collaborating with the Japan International Cooperation Agency (JICA) to support the distribution of medical and non-medical equipment to Huíla and Huambo provinces.

WFP expanded its strategic engagement with international financial institutions (IFIs) as part of ongoing efforts to secure quality, long-term funding. WFP continued to provide technical assistance to the Ministry of Agriculture and Forestry (MINAGRIF) in the implementation of the nutrition component of a large-scale project funded through the International Fund for Agricultural Development (IFAD). WFP, MINAGRIF, and IFAD are exploring opportunities to expand this collaboration in 2025. WFP participated in the Agricultural Partners Working Group, chaired by IFAD and the World Bank, and provided expertise and inputs to the African Development Bank and IFAD, specifically contributing insights to inform the design and review of projects in the agriculture sector. These interactions underscore WFP's positioning as a knowledgeable and influential partner in shaping development initiatives. WFP will continue to explore different collaboration mechanisms with IFIs, including funding opportunities, technical cooperation, joint policy, and advocacy efforts, to support government-led efforts to boost food and nutrition security and enhance food system resilience.

WFP continued to explore opportunities for collaboration with the private sector, aiming to cultivate new partnerships to access resources, expertise, and innovation opportunities. The financial contributions from The Church of Jesus Christ of Latter-day Saints (received in 2023) and the Japan Association for WFP were critical to ensure the continuation of life-saving nutrition and food assistance and build resilience of shock-affected people against future shocks. WFP engaged with local milling companies to advance food fortification efforts. Additionally, WFP started exploring potential opportunities for collaboration with private companies offering artificial intelligence-powered solutions and technologies to improve data-driven decision-making and maximise the impact of its interventions.

WFP also engaged with national academic and research institutions to achieve its strategic objectives and operational results. To broaden its reach and enhance programme effectiveness, WFP maintained efforts to expand its portfolio of cooperating partners. WFP held regular discussions with current and potential partners, including national and local non-governmental organisations, to raise awareness about WFP's activities and partnership policies and identify potential opportunities for joint programming.

WFP continuously demonstrated accountability by providing regular briefings and updates to donors and partners on its funding situation, as well as transparent and up-to-date information about operational achievements and challenges, ensuring accountability in its operations.

WFP remains committed to fostering existing and new partnerships, as well as diversifying resources to enhance programme quality and impact. Through its efforts to expand strategic collaborations and tap into new funding sources, including by working with IFIs and other non-traditional donors, WFP seeks to reduce reliance on earmarked contributions and improve operational flexibility. These efforts also offer a more efficient and sustainable approach to

addressing food security and nutrition while strengthening community resilience.

Focus on localization

In 2024, WFP prioritised strengthening strategic and sustainable partnerships with national and local actors, including government entities, to enhance operations. WFP's efforts focused on capacity strengthening and knowledge transfer through various initiatives. Programmatic support included technical assistance to scale up the national school feeding programme, building leadership and capacity in food security analysis, nutrition, supply chain management, and protection, and collaboration with the Government on policy advocacy and emergency response.

Under its emergency response, WFP's cooperating partner - World Vision - is a well-established international non-governmental organisation with a deep field presence and a solid understanding of the local context.

WFP directly implemented its food assistance for assets interventions, which strengthened the influence of affected people and local authorities over programmes and enhanced programme quality and ownership.

WFP engaged with six national academic and research institutions whose local knowledge and complementary contributions will be highly valuable to the success and sustainability of WFP's operations.

To strengthen localisation efforts, in 2025, WFP plans to carry out a capacity mapping analysis to identify potentially relevant national and local organisations working on food security, nutrition, and resilience and encourage their engagement in the competitive selection process through the UN Partner Portal [1].

Focus on UN inter-agency collaboration

WFP strategically collaborated with UN agencies to leverage expertise and build synergies, ensuring efficient and coordinated responses.

As a leading food security agency, WFP played a key role in the Humanitarian Intersectoral Coordination Group, chaired by the UN Office for the Coordination of Humanitarian Affairs (OCHA), and the Disaster Response Coordination team. Additionally, WFP co-chaired the UN Economic Diversification and Sustainable Food Systems Results Group alongside the Food and Agriculture Organisation of the United Nations (FAO).

WFP continued its longstanding partnership with the United Nations High Commissioner for Refugees (UNHCR) to coordinate the refugee response in Lunda Norte province. The two agencies also strengthened their engagement in joint planning, advocacy, and fundraising for livelihood and resilience-building activities.

WFP collaborated with the UN Children's Fund (UNICEF) to scale up advocacy efforts to advance the food fortification and nutrition agenda. The two agencies also coordinated the response to global acute malnutrition in drought-affected areas. With funds from the UN CERF, WFP and UNICEF implemented a multi-sectoral emergency response programme in Huíla and Cunene provinces. WFP and UNICEF's interventions converged geographically and programmatically, which contributed to optimising resources and maximising impact.

In coordination with FAO, UNICEF, and other partners, WFP provided technical assistance to the Ministry of Agriculture and Forestry for various cross-sectoral coordination initiatives, including food security and nutrition assessments and workshops. WFP, IFAD, and FAO also explored opportunities for joint programming, advocacy, policy, and technical work in support of national priorities on food security and nutrition.

WFP continued to provide supply chain services to the UNDP and the Ministry of Health to ensure the last-mile delivery of medical supplies in Benguela, Cuanza Sul, and Bié provinces. WFP and UNDP also conducted joint field missions to Lunda Norte and Huíla provinces to strengthen collaboration on livelihood, resilience, and environmental activities.

Financial Overview

WFP successfully mobilised USD 15.3 million, including new contributions, balances carried forward, advances, and other resources. Thanks to support from government partners, United Nations (UN) agencies and funds, the private sector, and multilateral allocations, WFP was funded at 149 percent against the needs-based plan, compared to 68 percent in 2022. The seemingly positive resourcing outlook can be attributed to the substantially reduced funding requirements in 2024 [1]. Moreover, most of the contributions were received in the second half of 2024, impacting WFP's ability to plan and conduct its programming in line with its implementation plan.

In May 2024, WFP conducted its fifth budget revision since the commencement of the Angola Interim Country Strategic Plan (ICSP). Although there was no change in the strategic direction, this revision extended the current ICSP by 12 months, until June 2025, to allow sufficient time for the transition to a second-generation Country Strategic Plan (CSP) and secure the necessary alignment with and commitments from the Government of Angola for the successful formulation and implementation of the CSP. The country portfolio budget for the ICSP period (2020 - 2025) increased from USD 69.6 to USD 77.4 million.

To avert anticipated funding shortfalls and mitigate operational and financial risks associated with delays in confirmed contributions from major donors, WFP relied on internal advance financing mechanisms. These funds were used to ensure the timely flow of commodities for emergency relief operations by purchasing from the Global Commodity Management Facility (GCMF) [2]. The GCMF promoted supply chain efficiency and value for money by facilitating purchases of commodities at optimal market prices and reducing procurement lead times. WFP also leveraged multilateral funding to address funding gaps for emergency response and institutional capacity strengthening activities.

Strategic outcome 1, focused on emergency response, received the largest share of contributions, consistent with previous years. Despite substantial funding against annual requirements, WFP continued to provide reduced rations to refugees and scaled back its drought response despite the growing needs from El Niño. Emergency school feeding activities remained suspended due to lack of funding. While traditional donors, including the United States of America and the UN Central Emergency Response Fund (CERF), remained key partners, private sector contributions were crucial to ensure the continuation of critical lifesaving interventions. There is a significant gap between annual expenditures and available resources since most of the funding, including from multilateral allocations, was received late in the year and will be spent in 2025.

Strategic outcome 2, covering capacity strengthening for government institutions, had the lowest level of available funding. To bridge shortfalls, WFP directed flexible multilateral funding, which, combined with carryover funds, helped to cover 129 percent of the needs. Nonetheless, the lack of reliable long-term funding continues to limit WFP's ability to engage in medium- and long-term planning for sustained technical assistance to the Government of Angola, putting at risk the gains made in recent years and WFP's positioning as a key development partner.

Strategic outcome 3, centred on the provision of on-demand logistics services for the Government and partners, was fully funded against the needs-based plan. Thanks to a carryover balance from 2023 and the extension of the agreement with the UN Development Programme (UNDP), the funds were more than anticipated (160 percent). The consistent level of resourcing for this strategic outcome can be attributed to the tangible results and effective collaboration with UNDP, the Ministry of Health, and other key stakeholders.

Despite the commitments under the Grand Bargain, the bulk of contributions were earmarked for specific activities. The geographical earmarking of contributions and tight grant validity dates limited WFP's flexibility to direct assistance where gaps were identified. Against this backdrop, WFP is exploring ways to diversify its donor base to attract flexible and multi-year funding from governments, international financial institutions, development agencies, and the private sector. Flexible and predictable funding contributes to WFP's agility to swiftly respond to emerging needs on the ground and programme sustainability. It also enables WFP to better support the government in achieving national development priorities through the integration of short-term emergency interventions with longer-term development and resilience activities.

In 2025, WFP expects significant funding constraints across all activities due to the increasingly uncertain funding environment, changes in donor priorities and subsequent fiscal contractions, and competing humanitarian crises. WFP will develop prioritisation strategies to ensure the continuity of assistance to the most at risk while scaling up advocacy efforts.

Annual CSP Financial Overview by Strategic Outcome (Amount in USD)

	Needs Based Plan	Implementation Plan	Available Resources	Expenditure
SDG Target 1. Access to Food	<div><div></div></div> 5,026,310	<div><div></div></div> 2,573,020	<div><div></div></div> 7,968,188	<div><div></div></div> 3,452,740
SO01: Refugees and other crisis-affected populations in Angola are able to meet their basic food and nutrition requirements during times of crisis	<div><div></div></div> 5,026,310	<div><div></div></div> 2,573,020	<div><div></div></div> 7,968,188	<div><div></div></div> 3,452,740
Activity 01: Provide food and/or cash-based transfers to refugees and other crisis-affected populations	<div><div></div></div> 2,888,279	<div><div></div></div> 1,339,125	<div><div></div></div> 2,796,451	<div><div></div></div> 1,169,192
Activity 02: Provide livelihood support to refugees and other crisis-affected populations to improve self-reliance	<div><div></div></div> 501,027	<div><div></div></div> 317,675	<div><div></div></div> 1,092,998	<div><div></div></div> 285,932
Activity 05: Provide an integrated nutrition support and malnutrition prevention and treatment package to targeted at-risk people, including children aged 6-59 months	<div><div></div></div> 1,637,003	<div><div></div></div> 916,219	<div><div></div></div> 4,078,739	<div><div></div></div> 1,997,616
Activity 06: Provide school meals to children during and in the aftermath of crises	<div><div></div></div> 0	<div><div></div></div> 0	<div><div></div></div> 0	<div><div></div></div> 0
SDG Target 5. Capacity Building	<div><div></div></div> 1,049,538	<div><div></div></div> 884,527	<div><div></div></div> 1,353,066	<div><div></div></div> 1,242,964
SO02: National Institutions in Angola have strengthened capacity to implement programs to improve food security and nutrition by 2024	<div><div></div></div> 1,049,538	<div><div></div></div> 884,527	<div><div></div></div> 1,353,066	<div><div></div></div> 1,242,964

Activity 03: Provide technical assistance to the Government of Angola	<div><div></div></div> 1,049,538	<div><div></div></div> 884,527	<div><div></div></div> 1,353,066	<div><div></div></div> 1,242,964
SDG Target 8. Global Partnership	<div><div></div></div> 2,692,294	<div><div></div></div> 1,058,375	<div><div></div></div> 4,315,227	<div><div></div></div> 2,533,037
SO03: Humanitarian and development actors and national systems have access to WFP expertise and services	<div><div></div></div> 2,692,294	<div><div></div></div> 1,058,375	<div><div></div></div> 4,315,227	<div><div></div></div> 2,533,037
Activity 04: Provide on-demand and supply chain services for partners	<div><div></div></div> 2,692,294	<div><div></div></div> 1,058,375	<div><div></div></div> 4,315,227	<div><div></div></div> 2,533,037
Total Direct Operational Costs	<div><div></div></div> 8,768,142	<div><div></div></div> 4,515,922	<div><div></div></div> 13,636,481	<div><div></div></div> 7,228,741
Direct Support Costs (DSC)	<div><div></div></div> 1,062,985	<div><div></div></div> 542,102	<div><div></div></div> 1,199,836	<div><div></div></div> 582,969
Total Direct Costs	<div><div></div></div> 9,831,127	<div><div></div></div> 5,058,024	<div><div></div></div> 14,836,317	<div><div></div></div> 7,811,710
Indirect Support Costs (ISC)	<div><div></div></div> 442,809	<div><div></div></div> 251,719	<div><div></div></div> 432,648	<div><div></div></div> 432,648
Grand Total	<div><div></div></div> 10,273,936	<div><div></div></div> 5,309,743	<div><div></div></div> 15,268,965	<div><div></div></div> 8,244,359

Data Notes

Overview

[1] As part of its FFA activities, WFP provides refugees with conditional food transfers, training and start-up equipment. Host community members only benefit from training and provision of agricultural tools, inputs, and equipment.

Estimated number of persons with disabilities: the number of persons with disabilities assisted in 2024 (and the breakdown by gender) includes the actual values for the refugee response and nutrition activities in the south.

Operational context

- [1] National Institute of Statistics (INE). Population projection for 2024. <https://www.ine.gov.ao/inicio/estatisticas>
- [2] International Monetary Fund (IMF). Country Data - Angola. <https://www.imf.org/en/Countries/AGO>
- [3] IMF. IMF Executive Board Concludes 2024 Article IV Consultation with Angola. <https://www.imf.org/en/News/Articles/2025/02/24/pr-2541-angola-imf-executive-board-concludes-2024-article-iv-consultation>
- [4] Ibid
- [5] United Nations Children's Fund (UNICEF). Analysis of the 2024 State Budget Highlights Gaps in Education and Health. September 2024. <https://www.unicef.org/angola/en/stories/analysis-2024-state-budget-highlights-gaps-education-and-health>
- [6] The World Bank in Angola. Overview. <https://www.worldbank.org/en/country/angola/overview>
- [7] World Poverty Clock. Angola. <https://worldpoverty.io/>
- [8] United Nations Development Programme (UNDP). 2022 Human Development Index. <https://data.undp.org/countries-and-territories/AGO#:~:text=Angola's%20Human%20Development%20Index%20value,of%20193%20countries%20and%20territories>
- [9] The World Bank. Poverty and Equity Brief – Angola. October 2024. <https://thedocs.worldbank.org/en/doc/2af35122e991d93dc3690753c93181bb-0050122024/related/Global-POVEQ-AGO.PDF>
- [10] Ibid
- [11] The World Bank. Angola - Drought Resilience Profiles (English). Washington, D.C.: World Bank Group. July 2023. <http://documents.worldbank.org/curated/en/099072723174031975/P1730770a7f24b0ba094c109aa7e9a85a8d>
- [12] Southern African Development Community (SADC). SADC Regional Humanitarian Appeal: Response to the El Niño Induced Drought and Floods - May 2024. <https://reliefweb.int/report/zimbabwe/sadc-regional-humanitarian-appeal-response-el-nino-induced-drought-and-floods-may-2024>
- [13] Famine Early Warning Systems Network (FEWS NET). Angola Remote Monitoring Report October 2024: Food assistance needs expected to increase amid lean season in Angola. <https://reliefweb.int/report/angola/angola-remote-monitoring-report-october-2024>
- [14] INE. Multiple Indicators and Health Survey (IIMS) 2023–2024. <https://dhsprogram.com/pubs/pdf/PR162/PR162.pdf>
- [15] World Health Organization, United Nations Children's Fund (UNICEF) & International Bank for Reconstruction and Development/The World Bank. Levels and trends in child malnutrition: UNICEF/WHO/World Bank Group joint child malnutrition estimates: key findings of the 2023 edition. May 2023. <https://www.who.int/publications/i/item/9789240073791>
- [16] Food and Agriculture Organization of the United Nations (FAO). Increasing agricultural production in Angola. April 2024. <http://www.fao.org/3/cd0345en/cd0345en.pdf>
- [17] African Development Bank. Angola: Country Food and Agriculture Delivery Compact. February 2023. <https://www.afdb.org/en/documents/angola-country-food-and-agriculture-delivery-compact>
- [18] Ibid
- [19] The Global Gender Gap index annually benchmarks the current state and evolution of gender parity across four key dimensions (economic participation and opportunity, educational attainment, health and survival, and political Empowerment).
- [20] World Economic Forum. 2024 Global Gender Gap Index. <https://www.weforum.org/publications/global-gender-gap-report-2024/>
- [21] FAO. National gender profile of agriculture and rural livelihoods – Angola. Country Gender Assessment Series. November 2023. <https://doi.org/10.4060/cc7104en>
- [22] The World Bank in Angola. Overview. <https://www.worldbank.org/en/country/angola/overview>
- [23] International Labour Organisation. Angola - Social Protection Situation. <https://www.social-protection.org/gimi/gess/ShowCountryProfile.action?iso=AO#:~:text=Considering%20the%20overall%20social%20protection,and%2046.9%20per%20cent%20worldwide>
- [24] UN High Commissioner for Refugees (UNHCR). Angola Forcibly Displaced Persons Snapshot - December 2024. <https://data.unhcr.org/en/documents/details/113738>

[25] The number of residents in the Lóvua settlement has decreased significantly since 2017, as the majority of refugees have been voluntarily repatriated or are living in out-of-camp settings.

[26] The decentralised evaluation was commissioned by the Angola Country Office and covers Technical Assistance Activities and Refugee Support in Angola, implemented from 2017 to 2022. The evaluation was carried out from 2023 to 2024. The full evaluation report is available on WFP's website: <https://www.wfp.org/publications/angola-evaluation-wfps-technical-assistance-activities-and-refugee-support-2017-2022>.

Country office story

Adapted from a story produced jointly by WFP, UNHCR, and the Resident Coordinator's Office. To learn more about joint WFP - UNHCR resilience and livelihood interventions in Lunda Norte province, please visit the UN News website (<https://news.un.org/en/story/2024/06/1150561>)

Strategic outcome 01

[1] The 2024 needs-based plan (NBP) for strategic outcome 1 (5 million) was reduced by 67 percent when compared with the previous year (15.2 million). The reduction was carried out prior to the publishing of reports, appeals, and assessments outlining the scale and impact of the El Niño event. Therefore, the financial requirements do not reflect the substantially elevated level of needs. In addition, the NBP does not take into consideration the increase in the operational costs experienced due to spiking inflation, increase in food prices (for locally procured food) and partial removal of the fuel subsidies.

[2] The highly vulnerable unregistered refugees under the exceptional ration programme include the chronically ill, persons with disabilities, unaccompanied minors, older women and men, and single mothers. Highly vulnerable unregistered refugees were provided the same food basket - composed of maize meal, pulses, vegetable oil, and salt - as those refugees biometrically registered by UNHCR.

[3] On average, children diagnosed with MAM undergo treatment for two months.

Output Results

Activities 1 and 2 - Provide food and/or cash-based transfers to refugees and other crisis-affected populations and Provide livelihood support to refugees and other crisis-affected populations to improve self-reliance, respectively.

Output Indicators A.2.1 - Quantity of food provided through conditional or unconditional assistance and A.2.6 Quantity of food provided to people enrolled in food assistance for assets activities: The discrepancy between the actuals and planned figures under this output can be explained by the fact that WFP was forced to continue providing reduced rations (covering 75 percent of the daily requirements of 2,100 kilocalories).

Activity 5 - Provide an integrated nutrition support and malnutrition prevention and treatment package to targeted vulnerable people, including children aged 6-59 months:

The discrepancy between the actuals and planned under output indicators A.1.1 Number of people receiving assistance unconditionally or conditionally (complementary with UNICEF, FAO, WHO) and A.1.2. Number of nutritionally vulnerable people receiving food/cash-based transfers/commodity vouchers/capacity strengthening transfers through malnutrition treatment and prevention programmes (complementary with UNICEF, FAO, WHO) is related to the additional fund received after Q2 2024 which had not initially been accounted for in the needs-based plan.

Under output indicators A.4.1 Total value of vouchers transferred to people disaggregated by type (value voucher or commodity voucher), A.2.2 Quantity of food provided to nutritionally vulnerable people through malnutrition treatment and prevention programmes and B.2.1 Quantity of specialised nutritious foods provided to treat or prevent malnutrition is linked to the fact WFP received funding that was not anticipated for its El Niño response that enabled WFP to procure additional specialised nutritious foods and continue with the implementation of commodity voucher interventions.

The overachievement under output indicator E.4 (Number of people reached through interpersonal social and behaviour change communication (SBCC) approaches) for the CMAM programme is related to several factors, namely (i) inclusion of beneficiaries who participated in SBCC activities both at the household and community-level (including cooking demonstrations and radio spots) and (ii) increase in the frequency of activities to improve programme outcomes and indicators, namely those on cross-cutting issues.

Outcome Results

Activity 1 - Provide food and/or cash-based transfers to refugees and other crisis-affected populations:

Overachievement under the food consumption score and consumption-based coping strategy index can be explained by the consistent distribution schedule and increased food availability due to the increase in the ration in the month prior to the PDM exercise to avoid food losses.

Activity 5 - Provide an integrated nutrition support and malnutrition prevention and treatment package to targeted vulnerable people, including children aged 6-59 months:

The first follow-up values for some of the outcome indicators have been used as the baseline since this was the first year in which WFP collected this information.

The percentage of moderate acute malnutrition cases reached by treatment services (coverage) in Cunene (9 percent) province is significantly lower than the target for 2024 due to the difficult access to the most remote areas and the dispersion of households.

The underachievement for outcome indicators related to the consumption-based coping strategy index and food consumption score for Huila and Cunene provinces can be explained mainly by the limited access to food as a result of, but not limited to, the reduction of purchasing power, inflation, crop losses and low agriculture production due to the El Niño-induced drought.

The MAM recovery rate for both Huila and Cunene is significantly higher than the Sphere standards (> 75%), which can be explained by the fact that (i) WFP's integrated nutrition support was combined with food assistance through commodity vouchers. The food vouchers were provided as a protection ration to improve the food security and nutrition outcomes of the families during the child's treatment period; and (ii) WFP's nutrition programmes were implemented at the community level, which contributed to identifying and treating cases early to prevent complications and accelerate recovery times.

Strategic outcome 02

[1] The ENSAN-II was approved by the Council of Ministers in January 2025. The CONSAN has been submitted for approval.

[2] The national food fortification strategy is expected to be finalised in 2025.

Other Output - Activity 3: Provide technical assistance to the Government of Angola:

"Number of government and public sector staff participating in training and other technical assistance initiatives" (Detailed/Intermediate Output Indicator C.4.g.2; Food Security Sector (CCS)): The overachievement under this indicator can be explained by the fact that the post-harvest food security and nutrition assessment was not initially planned.

Strategic outcome 03

[1] Under the last-mile delivery (LMD) project, WFP provides warehousing and last-mile transportation. Services are rendered to UNDP on a full cost recovery basis and whenever the requisition is shared with the WFP. The LMD project is accommodated under activity 4.

Gender equality and women's empowerment

[1] The Global Gender Gap index annually benchmarks the current state and evolution of gender parity across four key dimensions (economic participation and opportunity, educational attainment, health and survival, and political Empowerment).

[2] World Economic Forum. 2022 Global Gender Gap Index. <https://www.weforum.org/publications/global-gender-gap-report-2022/>

[3] World Economic Forum. 2024 Global Gender Gap Index. <https://www.weforum.org/publications/global-gender-gap-report-2024/>

[4] The Women, Business and Law report assesses laws and regulations on women's economic participation in 190 economies.

[5] World Bank. Women, Business and the Law. March 2024. <https://wbl.worldbank.org/en/reports>

[6] Food and Agriculture Organization of the United Nations. National gender profile of agriculture and rural livelihoods – Angola. Country Gender Assessment Series. November 2023. <https://doi.org/10.4060/cc7104en>

[7] International Monetary Fund Africa Department. Gender Gaps and Potential Growth in Angola. March 2024. <https://www.elibrary.imf.org/view/journals/002/2024/081/article-A002-en.xml>

Progress towards Gender Equality indicators: The Interim Country Strategic Plan is not yet tracking the cross-cutting indicators on the proportion of women and men in decision-making entities who report meaningful participation and those reporting economic empowerment since these are new indicators; however, WFP plans to report on this in the future.

Protection and accountability to affected people

[1] The highly vulnerable unregistered refugees under the exceptional ration programme include the chronically ill, persons with disabilities, unaccompanied and separated children, older women and men, and single mothers. These refugees remain undocumented due to the suspension of registration by the Government.

Protection indicators – Cross-cutting indicator at the CSP level:

“Country office meets or exceeds UNDIS entity accountability framework standards concerning accessibility (QCPR)”: The 2024 follow-up value is missing since WFP is yet to start the implementation of these standards in Angola; however, the country office plans to do so in the future.

“Country office has an action plan on community engagement”: WFP does not yet have an action plan on community engagement but it plans to develop one in the future.

“Number of children and adults who have access to a safe and accessible channel to report sexual exploitation and abuse by humanitarian, development, protection and/or other personnel who provide assistance to affected populations (IOM, OHCHR, UNDP)”: The underachievement under this indicator can be explained by several factors, namely 1. Improvements in the data quality due to increased training for enumerators and field monitors and improvement of translations of the questions to ensure affected populations fully understand the questions. 2. Affected populations consider information provision (for example, through radio messages and community leaders) as a service rather than associating them with being informed about the programme. 3. For some of WFP's nutrition interventions, some of the beneficiaries were assisted in the health units by government health workers who may not have sensitised beneficiaries while providing assistance. 4. In Huila and Cunene provinces, beneficiaries of commodity vouchers who traveled far wish to reduce the time they spent at the distribution site where the majority of messages were shared. WFP is looking to improve its information provision to reach more people more effectively.

Protection indicators – Cross-cutting indicator at the Activity level:

“Percentage of beneficiaries reporting they were provided with accessible information about WFP programmes, including PSEA”: The 2024 follow-up values are low as a result of several factors. Please refer to the explanation provided for the cross-cutting indicator “Number of children and adults who have access to a safe and accessible channel to report sexual exploitation and abuse by humanitarian, development, protection and/or other personnel who provide assistance to affected populations (IOM, OHCHR, UNDP)”.

Environmental sustainability

[1] European Investment Bank (EIB). EIB 2022 Climate Survey - Africa Edition.

<https://www.eib.org/en/press/all/2022-555-75-of-angolan-respondent-say-climate-change-is-already-affecting-their-everyday-life>

[2] Angola Country Climate and Development Report. Climate Change and Development Report (CCDR) Series. December 2022. World Bank. <http://hdl.handle.net/10986/38361>

[3] Environmental risk screening data are not fully mainstreamed across all of the activities under the Angola ICSP. Therefore, the data for the percentage of field-level agreements (FLAs), memorandums of understanding (MoUs), and construction contracts (CCs) that were screened for environmental and social risks falls short of the target of 100 percent. However, WFP's FFA and unconditional resource transfer activities mentioned in the narrative undertook environmental and social risk screenings. WFP Angola plans to screen the remaining Interim Country Strategic Plan (ICSP) activities in 2025.

[4] The UN Booking Hub, powered by WFP, offers shared services from 18 UN bodies. The UN Booking Hub allows staff and managers to book field accommodation services and optimise the guesthouse's daily management activities. It standardises business processes, automates request tracking, and improves service delivery through real-time monitoring of customer satisfaction. At the same time, it promotes synergies and efficiency gains as it is designed in accordance with the principles of mutual recognition, costing, and customer satisfaction.

Nutrition integration

[1] Rural extension refers to a participatory approach within agricultural systems where trained local farmers (commonly referred to as 'agricultural extension workers' or 'rural extensionists') transfer knowledge and technical skills to other farmers in the community to achieve agricultural goals.

[2] The national food fortification strategy is expected to be finalised in 2025.

[3] The Fill the Nutrient Gap analysis (FNG) supports decision-makers in identifying the best mix of context-specific interventions across systems to make healthy and nutritious diets more accessible for vulnerable individuals and households. Using local food prices and food expenditure data, the FNG uses linear programming to calculate the cost of nutritious and healthy diets and assess the barriers that households face to consuming them. The process is carried out in collaboration with a range of national stakeholders, and its results are used to inform policies and programming across systems that can contribute to improving nutrition, such as social protection, food, health, agriculture, and education.

Partnerships

[1] The UN Partner Portal is an online platform designed to simplify and harmonize UN processes for working with civil society partners, national and international NGOs, community-based organizations, and academic institutions. It is a joint initiative of the UN Secretariat, WFP, UNICEF, UNFPA, and UNHCR.

Financial Overview

[1] The 2024 needs-based plan (NBP) (10.3 million) decreased by 57 percent when compared with the previous year (24.2 million). The reduction was carried out prior to the publishing of reports, appeals, and assessments outlining the scale and impact of the El Niño event. Therefore, the financial requirements do not reflect the substantially elevated level of needs. In addition, the NBP does not take into consideration the increase in the operational costs experienced due to spiking inflation, increase in food prices (for locally procured food) and partial removal of the fuel subsidies.

[2] The GCMF is WFP's strategic and internal working capital management mechanism utilised to purchase food before Country Offices receive their contributions. It enables the delivery of food to beneficiaries with the shortest possible lead time. The food is purchased and delivered to strategic locations for dispatch as soon as country offices receive cash contributions to purchase commodities.

Annex

Reporting on beneficiary information in WFP's annual country reports

To produce estimates of the total number of unique beneficiaries WFP has assisted yearly, the data from all activities and transfer modalities must be adjusted to eliminate overlaps and add new beneficiaries.

The final estimated number of beneficiaries assisted in each country is validated by country offices and entered in COMET (the tool for programme design, implementation, monitoring and performance management) at the end of every year:

- the total number of beneficiaries, which is the sum of all direct beneficiaries reached under all country level activities and outputs, based on the adjusted totals that seek to eliminate overlap;
- the total number of beneficiaries receiving food transfers, cash-based transfers and commodity vouchers or capacity strengthening, the sum of all direct beneficiaries reached under the activities and outputs for each of these transfer modalities, based on the adjusted estimates that seek to eliminate overlap;
- the total number of beneficiaries assisted under outputs defined by country offices and specific to their operations;
- the total number of beneficiaries assisted under each programme area, the sum of all direct beneficiaries reached under WFP's eight programme areas at the country level;
- the number of schoolchildren assisted under school-based programmes, the sum of all participants assisted under the school-based programmes, adjusted to exclude overlaps and activity supporters such as teachers and cooks.

Although WFP conducts quality assurance to provide beneficiary data which are as accurate as possible, numerous challenges remain regarding data collection, verification, entry and processing. Beneficiary numbers in ACRs should be considered "best estimates", subject to over- and under- estimation.

Disclaimer for gender-disaggregated indicators

WFP introduced mandatory gender disaggregation for some Corporate Results Framework indicators in 2024. In such cases, gender-disaggregated data may not be available for 2023 values.

«No data» function in cross-cutting indicators

A new "No data" function has been introduced in the logframe module for reporting on cross-cutting indicators. This function ensures that no data fields in the ACR data tables remain empty without explanation. The "No data" function can be applied to cross-cutting indicators only at baseline, target, or follow-up levels. This function can be used for reporting an indicator at one level (baseline, target, or follow-up) or at two levels (baseline and follow-up). Country offices must choose either "Not collected" or "Not applicable" option.

- A. **Not applicable:** used when data is not collected for **methodological note requirements**.
- B. **Not collected:** used when data is not collected for **context-related reasons**.

Figures and Indicators

Beneficiaries by Sex and Age Group

Beneficiary Category	Gender	Planned	Actual	% Actual vs. Planned
Total Beneficiaries	male	9,990	33,781	338%
	female	10,410	41,450	398%
	total	20,400	75,231	369%
By Age Group				
0-23 months	male	3,320	10,886	328%
	female	3,332	12,736	382%
	total	6,652	23,622	355%
24-59 months	male	3,549	8,234	232%
	female	3,588	9,059	252%
	total	7,137	17,293	242%
5-11 years	male	790	3,454	437%
	female	843	3,472	412%
	total	1,633	6,926	424%
12-17 years	male	511	2,810	550%
	female	606	2,868	473%
	total	1,117	5,678	508%
18-59 years	male	1,585	7,684	485%
	female	1,864	12,548	673%
	total	3,449	20,232	587%
60+ years	male	235	713	303%
	female	177	767	433%
	total	412	1,480	359%

Beneficiaries by Residence Status

Residence Status	Planned	Actual	% Actual vs. Planned
Resident	12,300	68,539	557%
Refugee	8,100	6,692	83%

Beneficiaries by Programme Area

Programme Area	Planned	Actual	% Actual vs. Planned
Asset Creation and Livelihood	1,400	1,077	76%
Malnutrition prevention programme	0	18	-
Malnutrition treatment programme	12,300	48,026	390%
Unconditional Resource Transfers	6,700	26,110	389%

Annual Food Transfer (mt)

Commodities	Planned Distribution (mt)	Actual Distribution (mt)	% Actual vs. Planned
Access to Food			
Strategic Outcome 01			
Beans	159	0	0%
Iodised Salt	13	4	31%
LNS	83	218	263%
Maize Meal	1,191	894	75%
Split Peas	0	137	-
Vegetable Oil	66	39	59%

Annual Cash Based Transfer and Commodity Voucher (USD)

Modality	Planned Distribution (CBT)	Actual Distribution (CBT)	% Actual vs. Planned
Access to Food			
Strategic Outcome 01			
Commodity Voucher	0	727,653	-

Strategic Outcome and Output Results

Strategic Outcome 01: Refugees and other crisis-affected populations in Angola are able to meet their basic food and nutrition requirements during times of crisis				Crisis Response	
Output Results					
Activity 01: Provide food and/or cash-based transfers to refugees and other crisis-affected populations					
Corporate output 1.1: Food insecure and crisis-affected populations have access to nutritious food and cash-based assistance, restored assets and services to meet their urgent needs					
CSP Output 01: Refugees and other crisis-affected households receive food and/or cash-based transfers to meet their basic food and nutrition requirements					
Output Indicator	Beneficiary Group	Sub Activity	Unit of measure	Planned	Actual
A.1.1 Number of people receiving assistance unconditionally or conditionally (complementary with UNICEF, FAO, WHO)	All	General Distribution	Female	3,407	2,907
			Male	3,293	2,708
			Total	6,700	5,615
A.2.1 Quantity of food provided through conditional or unconditional assistance			MT	1,196	933.61
Activity 02: Provide livelihood support to refugees and other crisis-affected populations to improve self-reliance					
Corporate output 1.1: Food insecure and crisis-affected populations have access to nutritious food and cash-based assistance, restored assets and services to meet their urgent needs					
CSP Output 02: Targeted refugees and other crisis-affected households benefit from assets, income and skills that improve livelihoods and support self-reliance					
Output Indicator	Beneficiary Group	Sub Activity	Unit of measure	Planned	Actual
A.1.6 Number of people receiving food/cash-based transfers/commodity vouchers/capacity strengthening transfers under food assistance for assets (complementary with ILO, UNDP, World Bank, UNHCR, UNICEF)	All	Food assistance for asset	Female	703	524
			Male	697	553
			Total	1,400	1,077
A.2.6 Quantity of food provided to people enrolled in food assistance for assets activities			MT	233	140.79
Activity 05: Provide an integrated nutrition support and malnutrition prevention and treatment package to targeted vulnerable people, including children aged 6-59 months					
Corporate output 1.2: Crisis-affected children, pregnant women and girls and new mothers, and other nutritionally vulnerable populations benefit from programmes to prevent and treat malnutrition and improve diets					
CSP Output 07: Vulnerable groups, including children under 5, receive integrated nutrition support to improve their nutritional status					
Output Indicator	Beneficiary Group	Sub Activity	Unit of measure	Planned	Actual
A.1.1 Number of people receiving assistance unconditionally or conditionally (complementary with UNICEF, FAO, WHO)	Children; Pregnant Breastfeeding Women and Girls	Treatment of moderate acute malnutrition	Female	6,300	38,019
			Male	6,000	30,520
			Total	12,300	68,539
A.1.2 Number of nutritionally vulnerable people receiving food/cash-based transfers/commodity vouchers/capacity strengthening transfers through malnutrition treatment and prevention programmes (complementary with UNICEF, FAO, WHO)	All	Treatment of moderate acute malnutrition	Female		9,555
			Male		8,599
			Total		18,154

A.1.2 Number of nutritionally vulnerable people receiving food/cash-based transfers/commodity vouchers/capacity strengthening transfers through malnutrition treatment and prevention programmes (complementary with UNICEF, FAO, WHO)	Children	Treatment of moderate acute malnutrition	Female Male Total	6,000 6,000 12,000	13,836 11,931 25,767
A.1.2 Number of nutritionally vulnerable people receiving food/cash-based transfers/commodity vouchers/capacity strengthening transfers through malnutrition treatment and prevention programmes (complementary with UNICEF, FAO, WHO)	Pregnant Breastfeeding Women and Girls	Prevention of acute malnutrition	Female Total		18 18
A.1.2 Number of nutritionally vulnerable people receiving food/cash-based transfers/commodity vouchers/capacity strengthening transfers through malnutrition treatment and prevention programmes (complementary with UNICEF, FAO, WHO)	Pregnant Breastfeeding Women and Girls	Treatment of moderate acute malnutrition	Female Total	300 300	4,105 4,105
A.2.2 Quantity of food provided to nutritionally vulnerable people through malnutrition treatment and prevention programmes			MT	83	218.03
A.4.1 Total value of vouchers transferred to people disaggregated by type (value voucher or commodity voucher)			USD		727,653
B.2.1 Quantity of specialized nutritious foods provided to treat or prevent malnutrition			MT	83	218.03

Other Output					
Activity 01: Provide food and/or cash-based transfers to refugees and other crisis-affected populations					
Corporate Output 1.1: Food insecure and crisis-affected populations have access to nutritious food and cash-based assistance, restored assets and services to meet their urgent needs					
CSP Output 01: Refugees and other crisis-affected households receive food and/or cash-based transfers to meet their basic food and nutrition requirements					
Output indicator	Detailed indicator	Sub Activity	Unit of measure	Planned	Actual
E.4: Number of people reached through interpersonal social and behaviour change communication (SBCC) approaches (complementary with UNICEF, FAO, WFP, WHO)	E.4.1: Number of people reached through interpersonal social and behaviour change communication (SBCC) approaches (complementary with UNICEF, FAO, WFP, WHO) (Overall)	General Distribution	Individual	12,000	11,072
Activity 02: Provide livelihood support to refugees and other crisis-affected populations to improve self-reliance					
Corporate Output 1.1: Food insecure and crisis-affected populations have access to nutritious food and cash-based assistance, restored assets and services to meet their urgent needs					
CSP Output 02: Targeted refugees and other crisis-affected households benefit from assets, income and skills that improve livelihoods and support self-reliance					
Output indicator	Detailed indicator	Sub Activity	Unit of measure	Planned	Actual

A.5: Quantity of non-food items distributed	A.5.g.1: Number of textbooks and other teaching and learning materials provided	Food assistance for asset	Number	281	134
A.5: Quantity of non-food items distributed	A.5.g.2: Total number of energy-efficient devices distributed to targeted institutions, communities and households	Food assistance for asset	Number	2	0
D.1.1: Number of assets built, restored or maintained by targeted households and communities, by type and unit of measure	D.1.1.g.3: Hectares of land rehabilitated/benefiting from irrigation infrastructures	Food assistance for asset	Ha	125	92
D.3: Number of participants who completed vocational/livelihood skills training activities	D.3.g.1: Number of participants who completed vocational/livelihood skills	Food assistance for asset	Number	297	20

Activity 05: Provide an integrated nutrition support and malnutrition prevention and treatment package to targeted vulnerable people, including children aged 6-59 months

Corporate Output 1.2: Crisis-affected children, pregnant women and girls and new mothers, and other nutritionally vulnerable populations benefit from programmes to prevent and treat malnutrition and improve diets

CSP Output 07: Vulnerable groups, including children under 5, receive integrated nutrition support to improve their nutritional status

Output indicator	Detailed indicator	Sub Activity	Unit of measure	Planned	Actual
E.4: Number of people reached through interpersonal social and behaviour change communication (SBCC) approaches (complementary with UNICEF, FAO, WFP, WHO)	E.4.1: Number of people reached through interpersonal social and behaviour change communication (SBCC) approaches (complementary with UNICEF, FAO, WFP, WHO) (Overall)	Treatment of moderate acute malnutrition	Individual	10,000	115,699

Outcome Results							
Activity 01: Provide food and/or cash-based transfers to refugees and other crisis-affected populations							
Outcome Indicator	Sex	Baseline	End-CSP Target	2024 Target	2024 Follow-up	2023 Follow-up	Source
Target Group: Refugee - Location: Lovua - Modality: Food - Subactivity: General Distribution							
Food consumption score: Percentage of households with Acceptable Food Consumption Score	Female	56.14	>56.14	≥56.14	75.3	57	WFP survey
	Male	73.14	>73.14	≥73.14	69.89	64	WFP survey
	Overall	68	>68	≥68	74	62	WFP survey
Food consumption score: Percentage of households with Borderline Food Consumption Score	Female	8.3	<8.3	≥35.19	24.11	41	WFP survey
	Male	5.37	<5.37	≥21.49	27.96	32	WFP survey
	Overall	6.29	<6.29	≥25.71	25	34	WFP survey
Food consumption score: Percentage of households with Poor Food Consumption Score	Female	35.19	<35.19	≤8.3	0.6	2	WFP survey
	Male	21.49	<21.49	≤5.37	2.15	4	WFP survey
	Overall	25.71	<25.71	≤6.29	1	4	WFP survey
Target Group: Refugees - Location: Lovua - Modality: Food - Subactivity: General Distribution							

Consumption-based coping strategy index (average)	Female	12.06	≤12.06	≤12.06	12.04	22.1	WFP survey
	Male	11.32	≤11.32	≤11.32	11.1	21.6	WFP survey
	Overall	11.55	≤11.55	≤11.55	11.57	21.7	WFP survey
Activity 05: Provide an integrated nutrition support and malnutrition prevention and treatment package to targeted vulnerable people, including children aged 6-59 months							
Outcome Indicator	Sex	Baseline	End-CSP Target	2024 Target	2024 Follow-up	2023 Follow-up	Source
Target Group: Children 6-59 Months - Location: Cunene - Modality: Food - Subactivity: Treatment of moderate acute malnutrition							
Proportion of target population who participate in an adequate number of distributions (adherence)	Female	52.9	≥75	≥75			Secondary data
	Male	43.1	≥75	≥75			Secondary data
	Overall	55.3	≥75	≥75			Secondary data
Target Group: Children 6-59 Months - Location: Huila - Modality: Food - Subactivity: Treatment of moderate acute malnutrition							
Proportion of target population who participate in an adequate number of distributions (adherence)	Female	45.3	≥75	≥75			WFP programme monitoring
	Male	44.6	≥75	≥75			WFP programme monitoring
	Overall	45.6	≥75	≥75			WFP programme monitoring
Target Group: Children 6-59 months - Location: Cunene - Modality: - Subactivity: Treatment of moderate acute malnutrition							
Moderate acute malnutrition treatment default rate	Female	0	<15	<15	6.65		WFP programme monitoring
	Male	0	<15	<15	5.91		WFP programme monitoring
	Overall	0	<15	<15	6.31		WFP programme monitoring
Moderate acute malnutrition treatment mortality rate	Female	0	<3	<3	0		WFP programme monitoring
	Male	0	<3	<3	0		WFP programme monitoring
	Overall	0	<3	<3	0		WFP programme monitoring
Moderate acute malnutrition treatment non-response rate	Female	16.66	<7	<7	7.98		WFP programme monitoring
	Male	10	<7	<7	8.17		WFP programme monitoring
	Overall	12.5	<7	<7	8.07		WFP programme monitoring

Moderate acute malnutrition treatment recovery rate	Female	83.33	≥75	≥75	85.35	WFP programme monitoring
	Male	90	≥75	≥75	85.91	WFP programme monitoring
	Overall	87.5	≥75	≥75	85.61	WFP programme monitoring
Proportion of children 6-23 months of age who receive a minimum acceptable diet: Minimum Diet Diversity 6-23 months (MDD)	Female	23.18	≥70	≥50		WFP programme monitoring
	Male	13.95	≥70	≥50		WFP programme monitoring
	Overall	24.44	≥70	≥50		WFP programme monitoring
Proportion of children 6-23 months of age who receive a minimum acceptable diet: Minimum Meal Frequency 6-23 months (MMF)	Female	30.43	≥70	≥50		WFP programme monitoring
	Male	30.23	≥70	≥50		WFP programme monitoring
	Overall	43.58	≥70	≥50		WFP programme monitoring
Proportion of children 6-23 months of age who receive a minimum acceptable diet: Minimum Milk Feeding Frequency for Non-Breastfed children 6-23 months (MMFF)	Female	4.65	≥70	≥50		WFP programme monitoring
	Male	7.24	≥70	≥50		WFP programme monitoring
	Overall	6.66	≥70	≥50		WFP programme monitoring
Proportion of children 6-23 months of age who receive a minimum acceptable diet: Proportion of children 6-23 months of age who receive a minimum acceptable diet	Female	11.59	≥70	≥50		WFP programme monitoring
	Male	6.97	≥70	≥50		WFP programme monitoring
	Overall	10.89	≥70	≥50		WFP programme monitoring
Target Group: Children 6-59 months - Location: Cunene - Modality: Food - Subactivity: Treatment of moderate acute malnutrition						
Percentage of moderate acute malnutrition cases reached by treatment services (coverage)	Female	0	≥50	≥50	9.99	WFP programme monitoring
	Male	0	≥50	≥50	8.67	WFP programme monitoring
	Overall	0	≥50	≥50	9.33	WFP programme monitoring

Target Group: Children 6-59 months - Location: Huila - Modality: - Subactivity: Treatment of moderate acute malnutrition							
Moderate acute malnutrition treatment default rate	Female	0	<15	<15	1.14		WFP programme monitoring
	Male	0	<15	<15	0.44		WFP programme monitoring
	Overall	0	<15	<15	0.83	19	WFP programme monitoring
Moderate acute malnutrition treatment mortality rate	Female	0	<3	<3	0		WFP programme monitoring
	Male	0	<3	<3	0		WFP programme monitoring
	Overall	0	<3	<3	0	0	WFP programme monitoring
Moderate acute malnutrition treatment non-response rate	Female	11.11	<7	<7	5.63		WFP programme monitoring
	Male	5.26	<7	<7	8.91		WFP programme monitoring
	Overall	8.18	<7	<7	7.09	2	WFP programme monitoring
Moderate acute malnutrition treatment recovery rate	Female	88.89	≥75	≥75	91.71		WFP programme monitoring
	Male	94.73	≥75	≥75	92.62		WFP programme monitoring
	Overall	91.89	≥75	≥75	92.12	79	WFP programme monitoring
Proportion of children 6-23 months of age who receive a minimum acceptable diet: Minimum Diet Diversity 6-23 months (MDD)	Female	20.56	≥70	≥50			WFP programme monitoring
	Male	13.23	≥70	≥50			WFP programme monitoring
	Overall	21.52	≥70	≥50			WFP programme monitoring
Proportion of children 6-23 months of age who receive a minimum acceptable diet: Minimum Meal Frequency 6-23 months (MMF)	Female	41.12	≥70	≥50			WFP programme monitoring
	Male	26.47	≥70	≥50			WFP programme monitoring
	Overall	54.86	≥70	≥50			WFP programme monitoring

Proportion of children 6-23 months of age who receive a minimum acceptable diet: Minimum Milk Feeding Frequency for Non-Breastfed children 6-23 months (MMFF)	Female	0.94	≥70	≥50		WFP programme monitoring
	Male	0	≥70	≥50		WFP programme monitoring
	Overall	0.57	≥70	≥50		WFP programme monitoring
Proportion of children 6-23 months of age who receive a minimum acceptable diet: Proportion of children 6-23 months of age who receive a minimum acceptable diet	Female	14.01	≥70	≥50		WFP programme monitoring
	Male	4.41	≥70	≥50		WFP programme monitoring
	Overall	11.56	≥70	≥50		WFP programme monitoring
Target Group: Children 6-59 months - Location: Huila - Modality: Food - Subactivity: Treatment of moderate acute malnutrition						
Percentage of moderate acute malnutrition cases reached by treatment services (coverage)	Female	0	≥50	≥50	89.25	WFP programme monitoring
	Male	0	≥50	≥50	73.09	WFP programme monitoring
	Overall	0	≥50	≥50	81.17	WFP programme monitoring
Target Group: Households - Location: Cunene - Modality: Food - Subactivity: General Distribution						
Consumption-based coping strategy index (average)	Female	12.06	≤12.06	≤12.06	23.9	WFP survey
	Male	11.32	≤11.32	≤11.32	18.5	WFP survey
	Overall	11.55	≤11.55	≤11.55	21.42	WFP survey
Food consumption score: Percentage of households with Acceptable Food Consumption Score	Female	0	≥56.14	≥56.14	41	WFP survey
	Male	0	≥73.14	≥73.14	34	WFP survey
	Overall	0	≥68	≥68	37	WFP survey
Food consumption score: Percentage of households with Borderline Food Consumption Score	Female	0	≤35.19	≥25.19	34	WFP survey
	Male	0	≤21.49	≥21.49	37	WFP survey
	Overall	0	≤25.71	≥25.71	36	WFP survey
Food consumption score: Percentage of households with Poor Food Consumption Score	Female	0	≤8.3	≤8.3	25	WFP survey
	Male	0	≤5.37	≤5.37	29	WFP survey
	Overall	0	≤6.29	≤6.19	27	WFP survey
Target Group: Households - Location: Huila - Modality: Food - Subactivity: General Distribution						
Consumption-based coping strategy index (average)	Female	12.06	≤12.06	≤12.06	22.2	WFP survey
	Male	11.32	≤11.32	≤11.32	20.8	WFP survey
	Overall	11.55	≤11.55	≤1.55	21.5	WFP survey
Food consumption score: Percentage of households with Acceptable Food Consumption Score	Female	0	≥56.14	≥56.14	34	WFP survey
	Male	0	≥73.14	≥75.14	41	WFP survey
	Overall	0	≥68	≥68	38	WFP survey
Food consumption score: Percentage of households with Borderline Food Consumption Score	Female	0	<35.19	≤35.19	38	WFP survey
	Male	0	<21.49	≤21.49	44	WFP survey
	Overall	0	<25.71	≤25.71	41	WFP survey

Food consumption score: Percentage of households with Poor Food Consumption Score	Female	0	<8.3	<8.3	28		WFP survey
	Male	0	<5.37	<5.37	15		WFP survey
	Overall	0	<6.29	<6.29	21		WFP survey

Activity 06: Provide support to the government for nationally owned home-grown school feeding programmes to chronically vulnerable and shock-affected primary school children

Outcome Indicator	Sex	Baseline	End-CSP Target	2024 Target	2024 Follow-up	2023 Follow-up	Source
Target Group: School Children - Location: Angola - Modality: - Subactivity: School feeding (on-site)							
Number of national policies, strategies, programmes and other system components relating to school health and nutrition/including school feeding enhanced/developed with WFP capacity strengthening support and/or advocacy	Overall	0	≥1	≥1	1		WFP programme monitoring

Strategic Outcome 02: National Institutions in Angola have strengthened capacity to implement programs to improve food security and nutrition by 2024				Root Causes	
Other Output					
Activity 03: Provide technical assistance to the Government of Angola					
Corporate Output 4.1: National actors have increased capacity and knowledge to enhance policies, strategies, processes and programmes, contributing to the achievement of zero hunger and other SDGs					
CSP Output 03: Vulnerable populations in Angola benefit from policies and strengthened institutional capacity to improve their food security and nutrition outcomes					
Output indicator	Detailed indicator	Sub Activity	Unit of measure	Planned	Actual
C.4: Number of people engaged in capacity strengthening initiatives facilitated by WFP to enhance national stakeholder capacities contributing to Zero Hunger	C.4.g.2: Number of government and public sector staff participating in training and other technical assistance initiatives	Smallholder	Number	50	125
		Agricultural	Number	10	10
		Market Support	Number	92	92
		Activities (CCS)	Number	74	74
C.5: Number of capacity strengthening initiatives facilitated by WFP to enhance national stakeholder capacities to contribute to Zero Hunger and other SDGs	C.5.g.6: Number of training sessions/workshops organized	Food Security Sector (CCS)	Number	2	3
C.6: Number of tools or products developed or revised to enhance national systems contributing to zero hunger and other SDGs as part of WFP capacity strengthening	C.6.g.1: Number of tools or products developed	Food Security Sector (CCS)	Number	2	2
Corporate Output 4.2: Components of national emergency preparedness and response, social protection and food systems are strengthened					
CSP Output 05: Vulnerable populations, including children in Angola benefit from policies and institutional capacity on food fortification and transformation to meet their nutrition requirements					
Output indicator	Detailed indicator	Sub Activity	Unit of measure	Planned	Actual
C.4: Number of people engaged in capacity strengthening initiatives facilitated by WFP to enhance national stakeholder capacities contributing to Zero Hunger	C.4.g.2: Number of government and public sector staff participating in training and other technical assistance initiatives	Food Security Sector (CCS)	Number	120	60
C.5: Number of capacity strengthening initiatives facilitated by WFP to enhance national stakeholder capacities to contribute to Zero Hunger and other SDGs	C.5.g.6: Number of training sessions/workshops organized	Food Security Sector (CCS)	Number	5	2
C.6: Number of tools or products developed or revised to enhance national systems contributing to zero hunger and other SDGs as part of WFP capacity strengthening	C.6.g.1: Number of tools or products developed	Food Security Sector (CCS)	Number	2	1

Outcome Results							
Activity 03: Provide technical assistance to the Government of Angola							
Outcome Indicator	Sex	Baseline	End-CSP Target	2024 Target	2024 Follow-up	2023 Follow-up	Source
Target Group: Ministry of Agriculture and Commerce - Location: Luanda - Modality: Capacity Strengthening - Subactivity: Food Security Sector (CCS)							
Number of national policies, strategies, programmes and other system components contributing to Zero Hunger and other SDGs enhanced with WFP capacity strengthening support	Overall	0	=1		2	0	Secondary data

Strategic Outcome 03: Humanitarian and development actors and national systems have access to WFP expertise and services				Root Causes	
Other Output					
Activity 04: Provide on-demand and supply chain services for partners					
Corporate Output 5.2: Partners utilize on-demand services to augment their capacity and ensure more efficient, effective and coordinated interventions					
CSP Output 06: On-demand supply chain services are provided and assets are maintained and upgraded as needed, enabling relevant stakeholders					
Output indicator	Detailed indicator	Sub Activity	Unit of measure	Planned	Actual
H.1: Number of shared services, data and analytics platforms provided by type	H.1.1: Number of technology solutions and services provided to the government and partners by WFP	Service Delivery	Number	1	1
H.1: Number of shared services, data and analytics platforms provided by type	H.1.2: Number of supply chain solutions and services provided to the government and partners by WFP	Service Delivery	Number	5	4
H.1: Number of shared services, data and analytics platforms provided by type	H.1.4: Number of administration solutions and services provided to the government and partners by WFP	Service Delivery	Number	1	1
H.1: Number of shared services, data and analytics platforms provided by type	H.1.5: Number of innovation solutions and services provided to the government and partners by WFP	Service Delivery	Number	4	3
H.4: Total volume of cargo transported	H.4.1: Quantity (mt) of cargo transported	Service Delivery	MT	450	457.3

Cross-cutting Indicators

Gender equality and women's empowerment indicators

Gender equality and women's empowerment indicators							
Cross-cutting indicators at Activity level							
Activity 01: Provide food and/or cash-based transfers to refugees and other crisis-affected populations							
CrossCutting Indicator	Sex	Baseline	End-CSP Target	2024 Target	2024 Follow-up	2023 Follow-up	Source
Target Group: Refugees - Location: Lovua - Modality: Food - Subactivity: General Distribution							
Proportion of women and men in decision-making entities who report meaningful participation	Female	Not collected					-
	Male	Not collected					-
	Overall	Not collected	≥50	≥50	Not collected		-
Proportion of women and men in decision-making entities who report meaningful participation - <i>a- Number of men/women reporting leadership position (Meaningful participation)</i>	Overall				Not collected		
Proportion of women and men in decision-making entities who report meaningful participation - <i>b- Number of men/women reporting they have the right to be part of decision making (Meaningful participation)</i>	Overall				Not collected		
Proportion of women and men in decision-making entities who report meaningful participation - <i>c- Number of men/women reporting they have the right to be consulted</i>	Overall				Not collected		
Proportion of women and men in decision-making entities who report meaningful participation - <i>d- Number of men/women reporting they have the right to be informed</i>	Overall				Not collected		
Activity 02: Provide livelihood support to refugees and other crisis-affected populations to improve self-reliance							
CrossCutting Indicator	Sex	Baseline	End-CSP Target	2024 Target	2024 Follow-up	2023 Follow-up	Source
Target Group: Refugees - Location: Lovua - Modality: - - Subactivity: Food assistance for asset							
Proportion of women and men reporting economic empowerment	Female	Not collected	≥50	Not applicable			-
	Male	Not collected	≥50	Not applicable			-
	Overall	Not collected	≥50	Not applicable	Not collected		-

Protection indicators

Protection indicators							
Cross-cutting indicators at CSP level							
CrossCutting Indicator	Sex	Baseline	End-CSP Target	2024 Target	2024 Follow-up	2023 Follow-up	Source
Country office meets or exceeds UNDIS entity accountability framework standards concerning accessibility (QCPR)	Overall	Missing	Meeting	Missing	Missing	Missing	WFP programme monitoring
Number of women, men, boys and girls with disabilities accessing food/cash-based transfers/commodity vouchers/capacity strengthening services	Female	0	≥68	≥12	17	12	WFP survey
	Male	0	≥68	≥14	11	14	WFP survey
	Overall	0	≥136	≥26	28	26	WFP survey

Protection indicators							
Cross-cutting indicators at Activity level							
Activity 01: Provide food and/or cash-based transfers to refugees and other crisis-affected populations							
CrossCutting Indicator	Sex	Baseline	End-CSP Target	2024 Target	2024 Follow-up	2023 Follow-up	Source
Target Group: Refugee - Location: Lovua - Modality: Food - Subactivity: General Distribution							
Percentage of beneficiaries reporting no safety concerns experienced as a result of their engagement in WFP programmes	Female	100	≥90	≥90	96.55	100	WFP survey
	Male	99.11	≥90	≥90	95.38	99.11	WFP survey
	Overall	100	≥90	≥90	95.65	99.3	WFP survey
Percentage of beneficiaries who report being treated with respect as a result of their engagement in programmes	Female	94.74	≥90	≥90	95.69	94.74	WFP survey
	Male	92.26	≥90	≥90	92.05	92.26	WFP survey
	Overall	92.81	≥90	≥90	92.89	92.81	WFP survey
Percentage of beneficiaries who report they experienced no barriers to accessing food and nutrition assistance	Female	97.91	=100	≥95	79.31	97.91	WFP survey
	Male	97.68	=100	≥95	83.08	97.68	WFP survey
	Overall	97.68	=100	≥95	82.21	97.68	WFP survey
Activity 05: Provide an integrated nutrition support and malnutrition prevention and treatment package to targeted vulnerable people, including children aged 6-59 months							
CrossCutting Indicator	Sex	Baseline	End-CSP Target	2024 Target	2024 Follow-up	2023 Follow-up	Source
Target Group: Households - Location: Cunene - Modality: Commodity Voucher - Subactivity: General Distribution							
Percentage of beneficiaries reporting no safety concerns experienced as a result of their engagement in WFP programmes	Female	Not collected	≥90	≥90	100		WFP survey
	Male	Not collected	≥90	≥90	100		WFP survey
	Overall	Not collected	≥90	≥90	100		WFP survey
Percentage of beneficiaries who report being treated with respect as a result of their engagement in programmes	Female	Not collected	≥90	≥90	89.83		WFP survey
	Male	Not collected	≥90	≥90	77.33		WFP survey
	Overall	Not collected	≥90	≥90	82.84		WFP survey
Percentage of beneficiaries who report they experienced no barriers to accessing food and nutrition assistance	Female	Not collected	≥90	≥90	98.72		WFP programme monitoring
	Male	Not collected	≥90	≥90	100		WFP programme monitoring
	Overall	Not collected	≥90	≥90	98.86		WFP programme monitoring

Target Group: Households - Location: Huila - Modality: Commodity Voucher - Subactivity: General Distribution							
Percentage of beneficiaries reporting no safety concerns experienced as a result of their engagement in WFP programmes	Female	Not collected	≥90	≥90	99.27		WFP survey
	Male	Not collected	≥90	≥90	99.44		WFP survey
	Overall	Not collected	≥90	≥90	99.36		WFP survey
Percentage of beneficiaries who report being treated with respect as a result of their engagement in programmes	Female	Not collected	≥90	≥90	91.24		WFP survey
	Male	Not collected	≥90	≥90	88.14		WFP survey
	Overall	Not collected	≥90	≥90	89.49		WFP survey
Percentage of beneficiaries who report they experienced no barriers to accessing food and nutrition assistance	Female	Not collected	≥90	≥90	97.47		WFP programme monitoring
	Male	Not collected	≥90	≥90	100		WFP programme monitoring
	Overall	Not collected	≥90	≥90	97.67		WFP programme monitoring

Accountability to affected people indicators

Accountability indicators							
Cross-cutting indicators at CSP level							
CrossCutting Indicator	Sex	Baseline	End-CSP Target	2024 Target	2024 Follow-up	2023 Follow-up	Source
Country office has a functioning community feedback mechanism	Overall	No	Yes	Yes	Yes	Yes	WFP programme monitoring
Country office has an action plan on community engagement	Overall	No	Yes	Yes	No	No	WFP programme monitoring
Country office meets or exceeds United Nations Disability Inclusion Strategy (UNDIS) standards on consulting organizations of persons with disabilities (QCPR)	Overall	Missing	Meeting	Approaching	Missing	Missing	WFP programme monitoring
Number of children and adults who have access to a safe and accessible channel to report sexual exploitation and abuse by humanitarian, development, protection and/or other personnel who provide assistance to affected populations (IOM, OHCHR, UNDP)	Female	0	≥75	≥75	21		WFP survey
	Male	0	≥75	≥75	33		WFP survey
	Overall	0	≥75	≥75	54		WFP survey

Accountability indicators							
Cross-cutting indicators at Activity level							
Activity 01: Provide food and/or cash-based transfers to refugees and other crisis-affected populations							
CrossCutting Indicator	Sex	Baseline	End-CSP Target	2024 Target	2024 Follow-up	2023 Follow-up	Source
Target Group: Refugees - Location: Lovua - Modality: Food - Subactivity: General Distribution							
Percentage of beneficiaries reporting they were provided with accessible information about WFP programmes, including PSEA	Female	41	≥80	≥58	80	42	WFP survey
	Male	58	≥80	≥63	77.4	39.91	WFP survey
	Overall	49.5	≥80	≥62	78.06	40.14	WFP survey
Activity 05: Provide an integrated nutrition support and malnutrition prevention and treatment package to targeted vulnerable people, including children aged 6-59 months							
CrossCutting Indicator	Sex	Baseline	End-CSP Target	2024 Target	2024 Follow-up	2023 Follow-up	Source
Target Group: CU5 - Location: Cunene - Modality: Commodity Voucher - Subactivity: Treatment of moderate acute malnutrition							
Percentage of beneficiaries reporting they were provided with accessible information about WFP programmes, including PSEA	Female	Not collected	≥80	≥70	8.2		WFP survey
	Male	Not collected	≥80	≥70	5.26		WFP survey
	Overall	Not collected	≥80	≥70	5.84		WFP survey
Target Group: CU5 - Location: Huila - Modality: Commodity Voucher - Subactivity: Treatment of moderate acute malnutrition							
Percentage of beneficiaries reporting they were provided with accessible information about WFP programmes, including PSEA	Female	Not collected	≥80	≥70	8.76		WFP survey
	Male	Not collected	≥80	≥70	15.95		WFP survey
	Overall	Not collected	≥80	≥70	12.33		WFP survey

Environmental sustainability indicators

Environmental sustainability indicators							
Cross-cutting indicators at Activity level							
Activity 01: Provide food and/or cash-based transfers to refugees and other crisis-affected populations							
CrossCutting Indicator	Sex	Baseline	End-CSP Target	2024 Target	2024 Follow-up	2023 Follow-up	Source
Target Group: Refugees - Location: Lovua - Modality: Food - Subactivity: General Distribution							
Proportion of field-level agreements (FLAs)/memorandums of understanding (MOUs)/construction contracts (CCs) for CSP activities screened for environmental and social risks	Overall	0	=100	=100	100	0	WFP programme monitoring
Activity 02: Provide livelihood support to refugees and other crisis-affected populations to improve self-reliance							
CrossCutting Indicator	Sex	Baseline	End-CSP Target	2024 Target	2024 Follow-up	2023 Follow-up	Source
Target Group: Refugees - Location: Lovua - Modality: Capacity Strengthening, Food - Subactivity: Food assistance for asset							
Proportion of field-level agreements (FLAs)/memorandums of understanding (MOUs)/construction contracts (CCs) for CSP activities screened for environmental and social risks	Overall	0	=100	=100	100	0	WFP programme monitoring
Activity 05: Provide an integrated nutrition support and malnutrition prevention and treatment package to targeted vulnerable people, including children aged 6-59 months							
CrossCutting Indicator	Sex	Baseline	End-CSP Target	2024 Target	2024 Follow-up	2023 Follow-up	Source
Target Group: Children - Location: Huila - Modality: - - Subactivity: Treatment of moderate acute malnutrition							
Proportion of field-level agreements (FLAs)/memorandums of understanding (MOUs)/construction contracts (CCs) for CSP activities screened for environmental and social risks	Overall				0	0	WFP programme monitoring

Nutrition integration indicators

Nutrition integration indicators							
Cross-cutting indicators at CSP level							
CrossCutting Indicator	Sex	Baseline	End-CSP Target	2024 Target	2024 Follow-up	2023 Follow-up	Source
Nutrition-sensitive score	Overall	Not collected	≥10	≥10	10		WFP programme monitoring

Nutrition integration indicators							
Cross-cutting indicators at Activity level							
Activity 01: Provide food and/or cash-based transfers to refugees and other crisis-affected populations							
CrossCutting Indicator	Sex	Baseline	End-CSP Target	2024 Target	2024 Follow-up	2023 Follow-up	Source
Target Group: Refugees - Location: Lovua - Modality: Food - Subactivity: General Distribution							
Percentage of WFP beneficiaries who benefit from a nutrition-sensitive programme component	Female	Not collected		≥80	100		WFP programme monitoring
	Male	Not collected		≥80	100		WFP programme monitoring
	Overall	100	≥80	≥80	100	32.83	WFP programme monitoring
Activity 02: Provide livelihood support to refugees and other crisis-affected populations to improve self-reliance							
CrossCutting Indicator	Sex	Baseline	End-CSP Target	2024 Target	2024 Follow-up	2023 Follow-up	Source
Target Group: Refugees - Location: Lovua - Modality: Food - Subactivity: Food assistance for asset							
Percentage of WFP beneficiaries who benefit from a nutrition-sensitive programme component	Female	Not collected	≥80	≥80	100		WFP programme monitoring
	Male	Not collected	≥80	≥80	100		WFP programme monitoring
	Overall	Not collected	≥80	≥80	100		WFP programme monitoring
Activity 05: Provide an integrated nutrition support and malnutrition prevention and treatment package to targeted vulnerable people, including children aged 6-59 months							
CrossCutting Indicator	Sex	Baseline	End-CSP Target	2024 Target	2024 Follow-up	2023 Follow-up	Source
Target Group: Children 6-59 Months - Location: Huila - Modality: Food - Subactivity: Treatment of moderate acute malnutrition							
Percentage of WFP beneficiaries who benefit from a nutrition-sensitive programme component	Female	Not collected	≥90	≥90	100		WFP programme monitoring
	Male	Not collected	≥90	≥90	100		WFP programme monitoring
	Overall	Not collected	≥90	≥90	100		WFP programme monitoring

Target Group: Children 6-59 months - Location: Cunene - Modality: Food - Subactivity: Treatment of moderate acute malnutrition							
Percentage of WFP beneficiaries who benefit from a nutrition-sensitive programme component	Female	Not collected			100		WFP programme monitoring
	Male	Not collected			100		WFP programme monitoring
	Overall	0	≥80	≥80	100	100	WFP programme monitoring

Cover page photo © © WFP/Gabriela Vivacqua

Participants of WFP's livelihood and resilience activities posing for a portrait with rice harvested from their fields in Lunda Norte province

World Food Programme

Contact info

José Carlos Ferrão

jose.ferrao@wfp.org

<https://www.wfp.org/countries/angola>

Financial Section

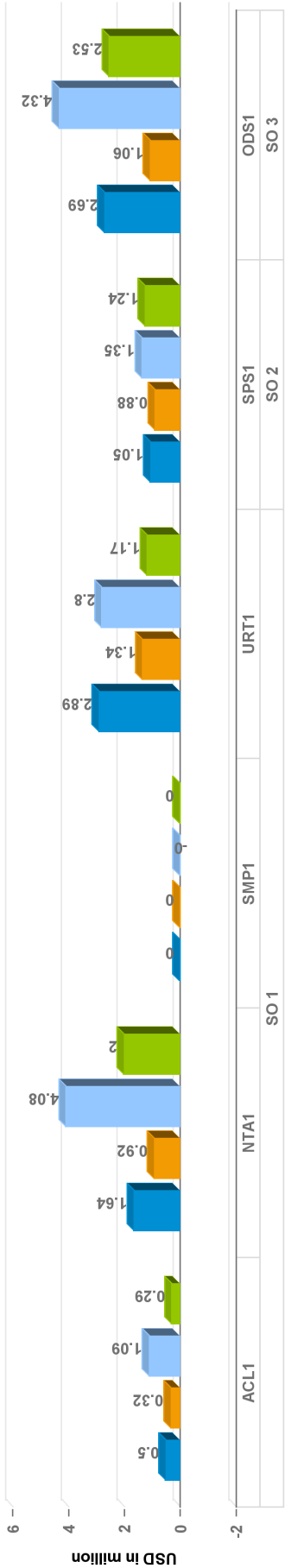
Financial information is taken from WFP's financial records which have been submitted to WFP's auditors.

Annual Country Report

Angola Country Portfolio Budget 2024 (2020-2026)

Annual Financial Overview for the period 1 January to 31 December 2024 (Amount in USD)

Annual CPB Overview



Strategic Outcome	
SO 1	Refugees and other crisis-affected populations in Angola are able to meet their basic food and nutrition requirements during times of crisis
SO 2	National Institutions in Angola have strengthened capacity to implement programmes to improve food security and nutrition by 2026
SO 3	Humanitarian and development actors and national systems have access to WFP expertise and services
Country Activity Long Description	
SO 1 ACL1	Provide livelihood support to refugees and other crisis-affected populations to improve self-reliance
SO 1 NTA1	Provide an integrated nutrition support and malnutrition prevention and treatment package to targeted at-risk people, including children aged 6-59 months
SO 1 SMP1	Provide school meals to children during and in the aftermath of crises
SO 1 URT1	Provide food and/or cash-based transfers to refugees and other crisis-affected populations
SO 2 SPS1	Provide technical assistance to the Government of Angola
SO 3 ODS1	Provide on-demand and supply chain services for partners

Annual Country Report

Angola Country Portfolio Budget 2024 (2020-2026)

Annual Financial Overview for the period 1 January to 31 December 2024 (Amount in USD)

SDG Target	Strategic Outcome	Country Activity Description	Needs Based Plan	Implementation Plan	Available Resources	Expenditures
2.1	Refugees and other crisis-affected populations in Angola are able to meet their basic food and nutrition requirements during times of crisis	Provide livelihood support to refugees and other crisis-affected populations to improve self-reliance	501,027	317,675	1,092,998	285,932
		Provide an integrated nutrition support and malnutrition prevention and treatment package to targeted at-risk people, including children aged 6-59 months	1,637,003	916,219	4,078,739	1,997,616
		Provide school meals to children during and in the aftermath of crises	0	0	0	0
		Provide food and/or cash-based transfers to refugees and other crisis-affected populations	2,888,279	1,339,125	2,796,451	1,169,192
		Subtotal SDG Target 2.1 Access to Food (SDG Target 2.1)	5,026,310	2,573,020	7,968,188	3,452,740
17.16	Humanitarian and development actors and national systems have access to WFP expertise and services	Provide on-demand and supply chain services for partners	2,692,294	1,058,375	4,315,227	2,533,037
	Subtotal SDG Target 17.16 Global Partnership (SDG Target 17.16)		2,692,294	1,058,375	4,315,227	2,533,037

Annual Country Report

Angola Country Portfolio Budget 2024 (2020-2026)

Annual Financial Overview for the period 1 January to 31 December 2024 (Amount in USD)

SDG Target	Strategic Outcome	Country Activity Description	Needs Based Plan	Implementation Plan	Available Resources	Expenditures
17.9	National Institutions in Angola have strengthened capacity to implement programmes to improve food security and nutrition by 2026	Provide technical assistance to the Government of Angola	1,049,538	884,527	1,353,066	1,242,964
Subtotal SDG Target 17.9 Capacity Building (SDG Target 17.9)			1,049,538	884,527	1,353,066	1,242,964
	Non SO Specific	Non Activity Specific	0	0	0	0
Subtotal SDG Target			0	0	0	0
Total Direct Operational Cost			8,768,142	4,515,922	13,636,481	7,228,741
Direct Support Cost (DSC)			1,062,985	542,102	1,199,836	582,969
Total Direct Costs			9,831,127	5,058,024	14,836,317	7,811,710
Indirect Support Cost (ISC)			442,809	251,719	432,648	432,648
Grand Total			10,273,936	5,309,743	15,268,965	8,244,359


Michael Henling
Chief, CFORC

Contribution Accounting and Donor Financial Reporting Branch

Columns Definition

Needs Based Plan

Latest annual approved version of operational needs as of December of the reporting year. WFP's needs-based plans constitute an appeal for resources to implement operations which are designed based on needs assessments undertaken in collaboration with government counterparts and partners

Implementation Plan

Implementation Plan as of January of the reporting period which represents original operational prioritized needs taking into account funding forecasts of available resources and operational challenges

Available Resources

Unspent Balance of Resources carried forward, Allocated contribution in the current year, Advances and Other resources in the current year. It excludes contributions that are stipulated by donor for use in future years

Expenditures

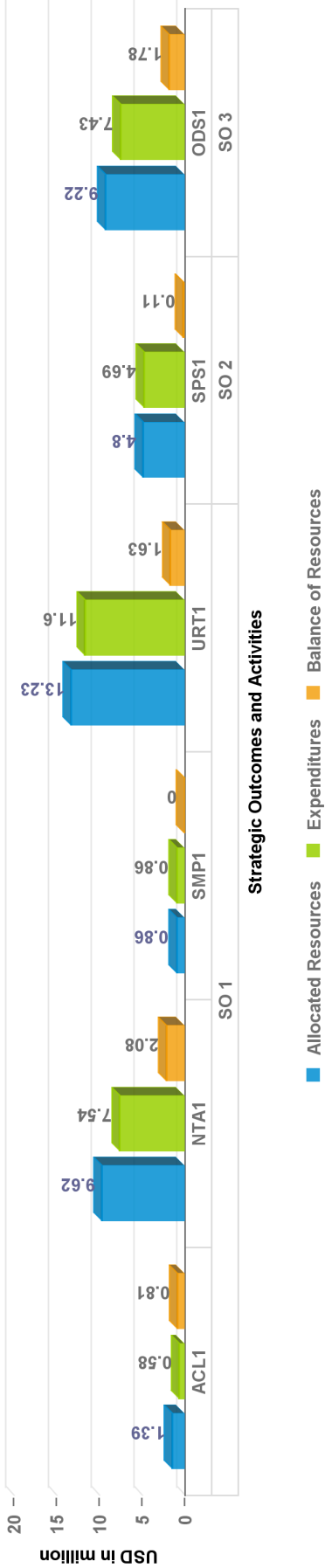
Monetary value of goods and services received and recorded within the reporting year

Annual Country Report

Angola Country Portfolio Budget 2024 (2020-2026)

Cumulative Financial Overview as at 31 December 2024 (Amount in USD)

Cumulative CPB Overview



Strategic Outcome	
SO 1	Refugees and other crisis-affected populations in Angola are able to meet their basic food and nutrition requirements during times of crisis
SO 2	National Institutions in Angola have strengthened capacity to implement programmes to improve food security and nutrition by 2026
SO 3	Humanitarian and development actors and national systems have access to WFP expertise and services

Code	Activity Code	Country Activity - Long Description
SO 1	ACL 1	Provide livelihood support to refugees and other crisis-affected populations to improve self-reliance
SO 1	NTA1	Provide an integrated nutrition support and malnutrition prevention and treatment package to targeted at-risk people, including children aged 6-59 months
SO 1	SMP1	Provide school meals to children during and in the aftermath of crises
SO 1	URT1	Provide food and/or cash-based transfers to refugees and other crisis-affected populations
SO 2	SPS1	Provide technical assistance to the Government of Angola
SO 3	ODS1	Provide on-demand and supply chain services for partners

Annual Country Report

Angola Country Portfolio Budget 2024 (2020-2026)

Cumulative Financial Overview as at 31 December 2024 (Amount in USD)

SDG Target	Strategic Outcome	Country Activity Description	Needs Based Plan	Allocated Contributions	Advance and Allocation	Allocated Resources	Expenditures	Balance of Resources
2.1	Refugees and other crisis-affected populations in Angola are able to meet their basic food and nutrition requirements during times of crisis	Provide an integrated nutrition support and malnutrition prevention and treatment package to targeted at-risk people, including children aged 6-59 months	9,806,843	9,618,081	0	9,618,081	7,536,957	2,081,124
		Provide food and/or cash-based transfers to refugees and other crisis-affected populations						
			23,883,844	11,134,595	2,094,032	13,228,627	11,601,368	1,627,259
		Provide livelihood support to refugees and other crisis-affected populations to improve self-reliance						
			3,305,158	1,387,409	0	1,387,409	580,343	807,066
Subtotal	SDG Target 2.1 Access to Food (SDG Target 2.1)	Provide school meals to children during and in the aftermath of crises						
			3,279,524	862,869	0	862,869	862,869	0
			40,275,370	23,002,953	2,094,032	25,096,986	20,581,537	4,515,449

This computer generated report is certified by the Chief of Contribution Accounting and Donor Financial Reporting Branch (GFORC)

Annual Country Report

Angola Country Portfolio Budget 2024 (2020-2026)

Cumulative Financial Overview as at 31 December 2024 (Amount in USD)

SDG Target	Strategic Outcome	Country Activity Description	Needs Based Plan	Allocated Contributions	Advance and Allocation	Allocated Resources	Expenditures	Balance of Resources
17.9	National Institutions in Angola have strengthened capacity to implement programmes to improve food security and nutrition by 2026	Provide technical assistance to the Government of Angola	13,655,015	4,801,833	0	4,801,833	4,691,731	110,102
Subtotal		SDG Target 17.9 Capacity Building (SDG Target 17.9)	13,655,015	4,801,833	0	4,801,833	4,691,731	110,102
17.16	Humanitarian and development actors and national systems have access to WFP expertise and services	Provide on-demand and supply chain services for partners	9,855,558	9,216,388	0	9,216,388	7,434,198	1,782,189
Subtotal		SDG Target 17.16 Global Partnership (SDG Target 17.16)	9,855,558	9,216,388	0	9,216,388	7,434,198	1,782,189
Total Direct Operational Cost			63,785,943	37,021,174	2,094,032	39,115,207	32,707,467	6,407,740
Direct Support Cost (DSC)			6,095,226	3,448,320	208,004	3,656,323	3,039,457	616,867
Total Direct Costs			69,881,169	40,469,494	2,302,036	42,771,530	35,746,924	7,024,606
Indirect Support Cost (ISC)			3,839,993	1,747,092		1,747,092	1,747,092	0
Grand Total			73,721,162	42,216,586	2,302,036	44,518,622	37,494,016	7,024,606

This donor financial report is interim


Michael Hemling
CHIEF, GEORC
Chief

Contribution Accounting and Donor Financial Reporting Branch

Columns Definition

Needs Based Plan

Latest approved version of operational needs. WFP's needs-based plans constitute an appeal for resources to implement operations which are designed based on needs assessments undertaken in collaboration with government counterparts and partners

Allocated Contributions

Allocated contributions include confirmed contributions with exchange rate variations, multilateral contributions, miscellaneous income, resource transferred, cost recovery and other financial adjustments (e.g. refinancing). It excludes internal advance and allocation and contributions that are stipulated by donor for use in future years.

Advance and allocation

Internal advanced/allocated resources but not repaid. This includes different types of internal advance (Internal Project Lending or Macro-advance Financing) and allocation (Immediate Response Account)

Allocated Resources

Sum of Allocated Contributions, Advance and Allocation

Expenditures

Cumulative monetary value of goods and services received and recorded within the reporting period

Balance of Resources

Allocated Resources minus Expenditures